



# Using MSIX to Serve Migrant Students

1

## Legal References

### **Public Law 114-95 (Every Student Succeeds Act)**

Section 1304 (b)(3) and Section 1308(b) – Timely transfer of pertinent school records and linkage of States migrant student record systems

### **Code of Federal Regulations**

34 CFR §200.85 – MSIX regulations

### **Guidance**

Chapter VI- Coordination



2

# Privacy Reminder

MSIX contains **real, sensitive student data** that should not be shared with those who do not need it. MSIX contains the information needed to commit identity theft, so protecting Personally Identifiable Information (PII) is a critical aspect of MSIX. PII is generally considered information that, alone or in combination, is linked or linkable to a specific student that would allow a person, who does not have personal knowledge of the relevant circumstances, to identify the student with reasonable certainty.

**If there is a PII incident contact the MSIX Help Desk immediately.**

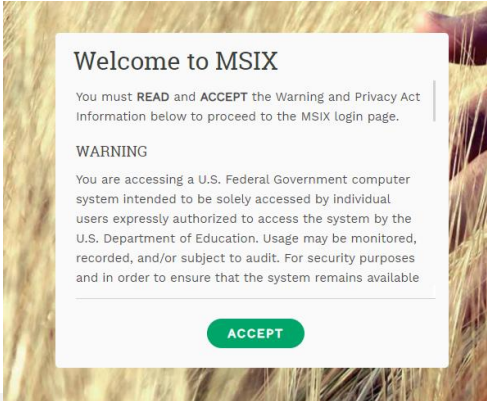
Please be aware of sensitive data and PII when sending screenshots within your department or troubleshooting with the Help Desk.



3

# What is MSIX?

MSIX is a web-based portal that links States' migrant student record databases to facilitate the national exchange of migrant students' Certificate of Eligibility (COE) demographic, educational, and health information among States.



4

## Overview of MSIX

- MSIX is the national data system that links data from States
- The purpose of MSIX is to support timely enrollment, placement, credit accrual, and MEP participation
- MSIX regulations REQUIRE all States to use MSIX
- User access is “role based” but all users can search/retrieve data
- Smartphone friendly



5

## How MSIX can help you?

1. Search Students to determine if they have been in the Migrant Education Program
2. View a new student's course history to determine grade level placement
3. View student's Limited English Proficient (LEP) or Individualized Education Plan (IEP) status
4. View student's credit accrual
5. Send Move Notices



6

## Requesting an Account

- All MEP staff should be eligible for an MSIX account
- Obtaining an MSIX User Account:
  - Complete the MSIX cybersecurity training
  - Complete MSIX User Application
  - Accept MSIX Rules of Behavior
- You can download all the resources here:  
<https://www.nysmigrant.org/resources/downloads>



7

## Accessing MSIX

- Type [www.msix.ed.gov](http://www.msix.ed.gov) in your browser
- Click “Accept” in the “Welcome to MSIX” page
- Enter your “username” and “password”

Migrant Student  
Information Exchange

Username

Password

SIGN IN

[Forgot Your Password?](#)

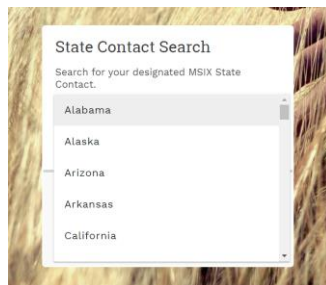
[State Contact Search](#)



8

## Passwords!

- Click the “Forgot your Password” link and follow the instructions.
- It will ask you some questions to confirm your identity
- Be careful with “copy/paste” the temporary password
- If you have any issues: contact Odilia or Will



9

## What is MFA?

- Per the National Institute of Standards and Technology (NIST), **MFA is an authentication system that requires more than one distinct authentication factor (something you have, something you know, or something you are)** for successful authentication. Passwords alone are no longer strong enough to protect sensitive information. Multi-factor authentication is commonly used to access personal healthcare information using a text message code. You may have also encountered MFA in the form of biometrics to gain access to a phone using facial recognition.



10

## Two-factor!

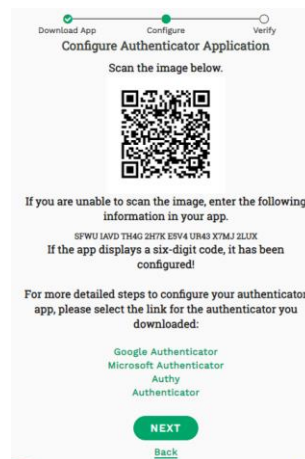

- October 2022, MFA will be mandatory for all users
- Follow the steps and call us if you have any questions



11

## Two-factor!

- Here are Odilia's steps. She downloaded Google Authenticator for her Android



12

## Did you forget your password?

- Click the “Forgot your Password” link and follow the instructions.
- It will ask you some questions to confirm your identity
- Please be careful copying/pasting the temporary password



13

## Search Students/View Student Records

### Search/View Student Records:

- When a new migratory student is identified in your district, search for the child on MSIX

### On MSIX you will be able to:

- Determine if they have previously been identified as Migrant
- View a new student's Course History to determine course and grade level placement
- You can also view other important information such as immunization, Limited English status, and IEP status

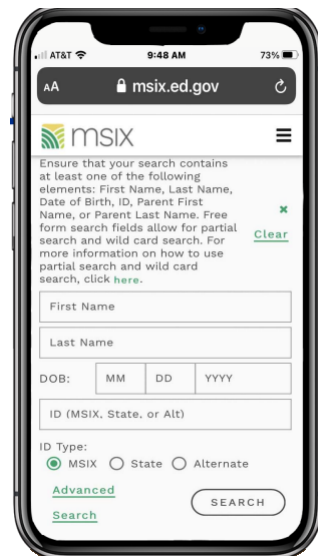


14

## Using a Smartphone

### Search Students:

- Enter available information
- Try different ways!
- Lissete vs Lizete vs Liz-et
- You can also use the Advanced Search option where you can include: Gender, parent's names, and school or project name



15

## Using a Smartphone

- After entering the available information, click "Search"
- All possible "matches" will be shown
- Review student records for a possible match

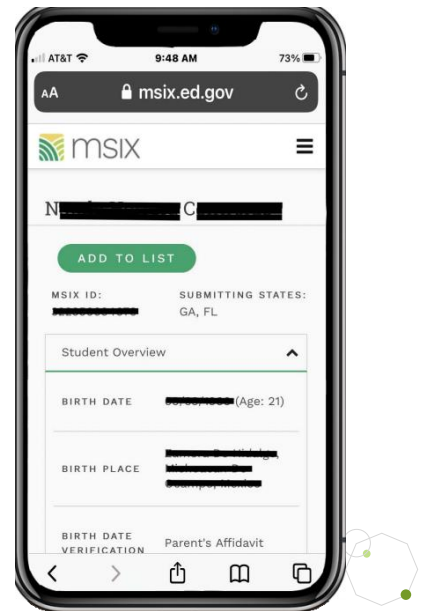


16



## Using a Smartphone

- You should be able to determine if there is a match using the information available
- Example: submitting states, Date of Birth, parent's names

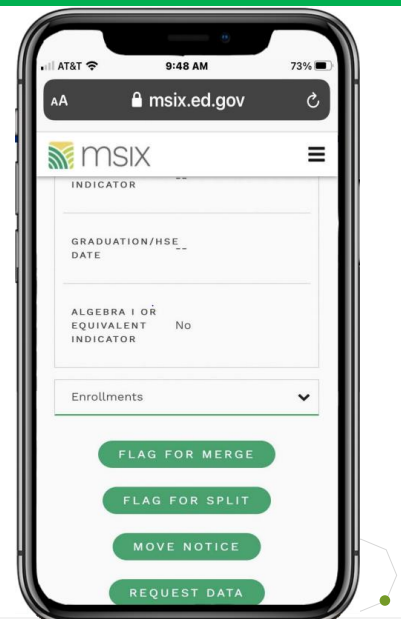


17

## Using a Smartphone

After selecting the student, the tutor can:

- **Request data** if educational or other information is needed for enrollment or placement
- **Flag for merge/split (depending on role)** if there are duplicate records for a student
- **Move notice** if a student is moving to another district or state. Please collaborate with your DS in this process.



18

# Using your Desktop/Laptop

Welcome Odilia Coffta

MSIX facilitates the exchange of migrant student records to ensure the appropriate enrollment, placement, and accrual of credits for migrant children nationwide.

**Student Record Search**

Ensure that your search contains at least one of the following elements: First Name, Last Name, Date of Birth, ID, Parent First Name, or Parent Last Name. Free form search fields allow for partial search and wild card search. For more information on how to use partial search and wild card search, [click here](#). ✕ Clear

First Name:  Date of Birth:

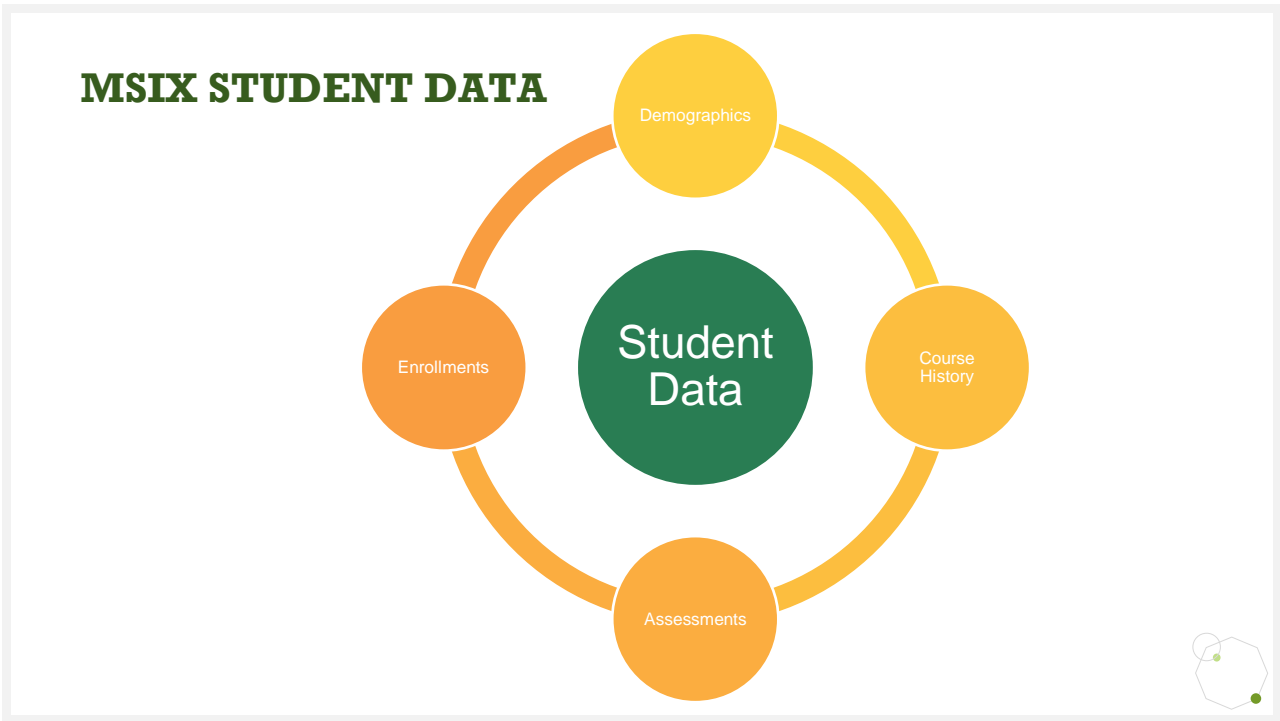
Last Name:  ID (MSIX, State, or Alternative):

ID Type:  MSIX  State  Alternate

[Advanced Search](#) SEARCH

Click here if you want to search by parents names or birth country

19



20

# Demographics

Qualifying Move Information	
Qualifying Arrival Date .....	09/14/2021
Eligibility Expiration Date .....	09/13/2024
Qualifying Move From .....	Hendersonville, NC
Qualifying Move To .....	Memphis, TN

Academic Information	
Graduation/HSE Indicator .....	--
Graduation/HSE Date .....	--
Algebra I or Equivalent Indicator .....	No

### Minimum Data Elements:

- There are 80 data elements that all Migrant Education Programs are required to upload to MSIX
- All of these data elements are relevant for enrollment and services



21

# Enrollments

Enrollments									
State	School or Project	Enrollment Date	Withdrawal Date	Grade	Med Alert	Immun	EL	PFS	IEP
NY	MORAVIA CSD	09/09/2021	—	12	None	Yes	No	No	No
NY	MORAVIA CSD	09/01/2021	09/08/2021	12	None	Yes	No	No	No

### Enrollments:

- Here you can see if the child has recently being flagged with Medical Alert
- You can also check if the child has immunizations available, has been classified as EL
- Finally, you can see if the child has been classified as PFS or has an IEP



22

# Assessments/Course History

MSIX will consolidate all the data from different states to help with placement and credit accrual

### Assessments

State	Assessment Title	Date	Content	Type	Interpretation
FL		05/2019	Civics TOTAL	—	Other - Tbd

### Course History

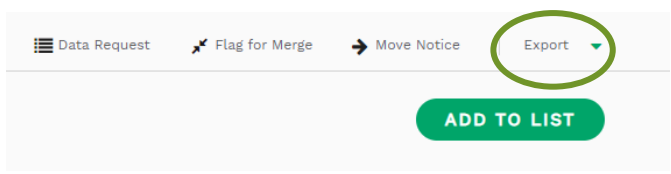
Course Title	Academic Year	Subject Area	Final Grade	Credits Granted	Grade-To-Date	Clock Hours
INTENS READ	2020-2021	ELECTIVES	B	0.5	N/A	0
ALGEBRA I (A)	2020-2021	MATH	—	—	96	—
INTENS READ	2020-2021	ELECTIVES	B	0.5	N/A	0
ALG 1-A	2020-2021	MATHEMATICS	B	1	N/A	0

23

# Consolidated Student Record

## Using the Consolidated Record:

- As part of MEP, we are required to use the MSIX Consolidated Student Record for all migratory children
- You can print or review the Consolidated Student Record when you receive a newly identified migratory child
- Click Export and choose how you want to download the data



24

# Consolidated Student Record

- MSIX gives you different formats to download data
- Some formats will allow you to choose what data you want to be displayed!

Consolidated Student Record Custom PDF Filter

SELECT FILTER CRITERIA:  Default Filter Criteria (all student information)  Enrollment Date Range  Grade Level

REPORT ELEMENTS: Select **All** | **None**

Course History  Assessments  Enrollment Comments  Additional Guidance

LANGUAGE:  English  Spanish

Reset Filters SUBMIT

Please make sure that all Personally Identifiable Data is safe and safely disposed



25

# Training

If you are new to MSIX please take advantage of all the training materials that are available for you at <https://msix.ed.gov>

HELP  
MY ACCOUNT  
SIGN OUT  
**TRAINING**  
RESOURCES

Managing Worklist: Merge & Split

Videos

MSIX Data Requests Training Video | Audio Description  
MSIX Move Notices Training Video | Audio Description

Training Environment

Click on the link below to access material to support State training.  
MSIX Training Environment Reservation Guide



26

