

Protecting Children from Bullying

A TEAM APPROACH TO PROTECTING
STUDENTS IN SCHOOL



Tracey D. Messinger, M.S. Ed.
tracey.messinger@cortland.edu

Introduction to the NYS DASA Legislation

Housekeeping



Objectives:

1

1. Understand the parameters of DASA, who is protected and where students are covered.

2

2. Identify risk factors for students both as targets and perpetrators.

3

3. Develop skills for understanding the reporting and investigation process.

4

4. Review skills for supporting students and families.

DASA Legislation:

- ▶ DASA is a state law called the Dignity for All Students Act. The intent of DASA is to “afford all students in public schools an environment free of discrimination and harassment. The purpose of this ... is to foster civility in public schools and to prevent and prohibit conduct which is inconsistent with a school’s educational mission.” (Ed Law Article 2 Section 10)
- ▶ This law went into practice on July 1, 2012
- ▶ Amended the following year to include Cyberbullying
- ▶ The law states that “No student shall be subjected to harassment or bullying by employees or students on school property or at a school function; nor shall any student be subjected to discrimination based on a person’s actual or perceived race, color, weight, national origin, ethnic group, religion, religious practice, disability, sexual orientation, gender, or sex by school employees or students on school property or at a school function.” (Ed Law Article 2 Section 12)

Definitions: Attached Handout

- Bullying
- Harassment
- Discrimination
- Target or Victim
- Bully or Perpetrator
- Advocate and Defender



DASA 11 Protected Groups

Material incidents of harassment, bullying, and/or discrimination include:

- ▶ Race
- ▶ Color
- ▶ National Origin/Ethnicity
- ▶ Religion
- ▶ Religious Practice
- ▶ Sex
- ▶ Disability
- ▶ Sexual Orientation
- ▶ Weight
- ▶ Gender
- ▶ Gender Identity or Expression



These are based on a person's actual or perceived identity

What if it an incident is not a DASA Covered Groups: NYS (11)



- Race
- Color
- Weight
- National Origin/Ethnicity
- Religion
- Religious Practice
- Disability
- Sexual Orientation
- Gender
- Gender Identity or Expression
- Sex



▶ Code of Conduct Issues

- ▶ Other acts of bullying not covered under protected groups
- ▶ Examples: poverty, being weird, different, tall, short, athletic, musical, etc.
- ▶ Code of Conduct Issues are Reportable to school, not through the DASA complaint process.

What is Bullying?

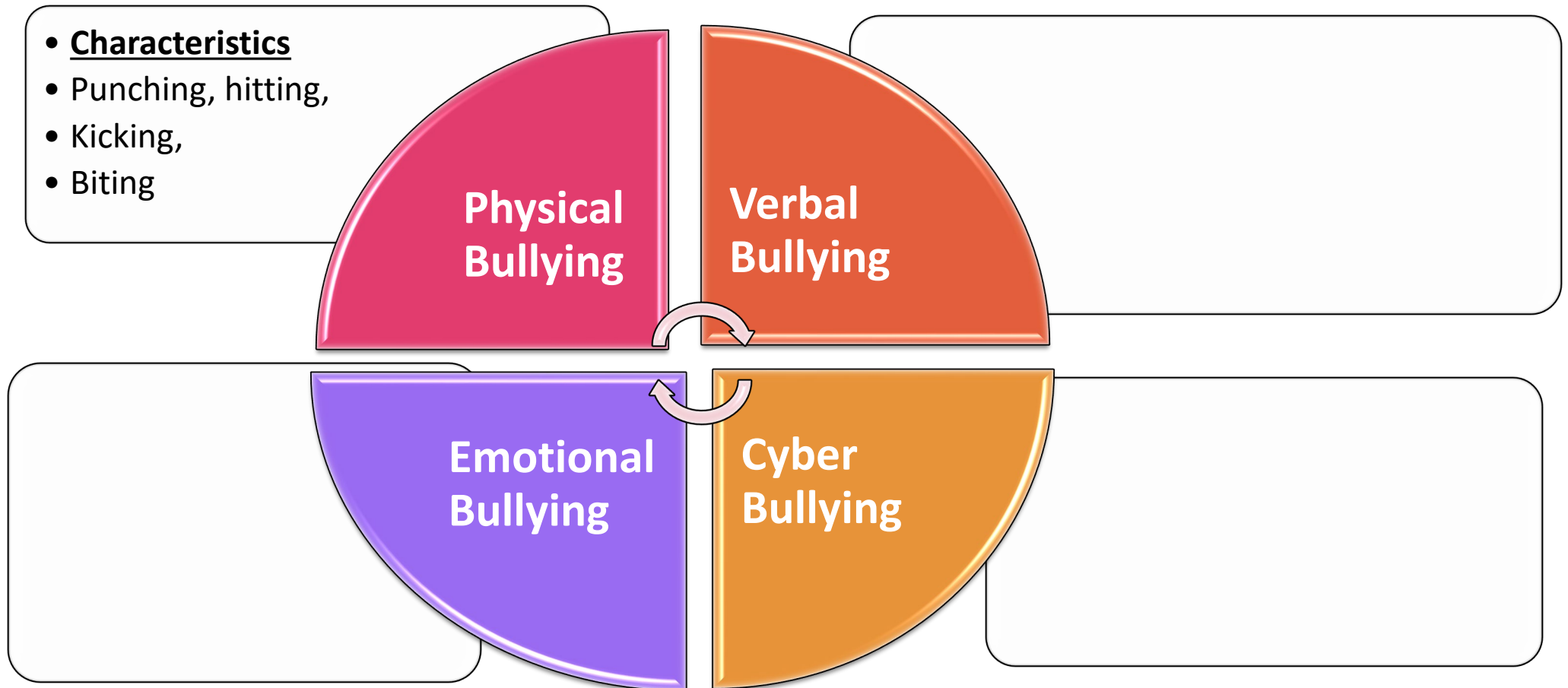
- **Characteristics**
- Punching, hitting,
- Kicking,
- Biting

**Physical
Bullying**

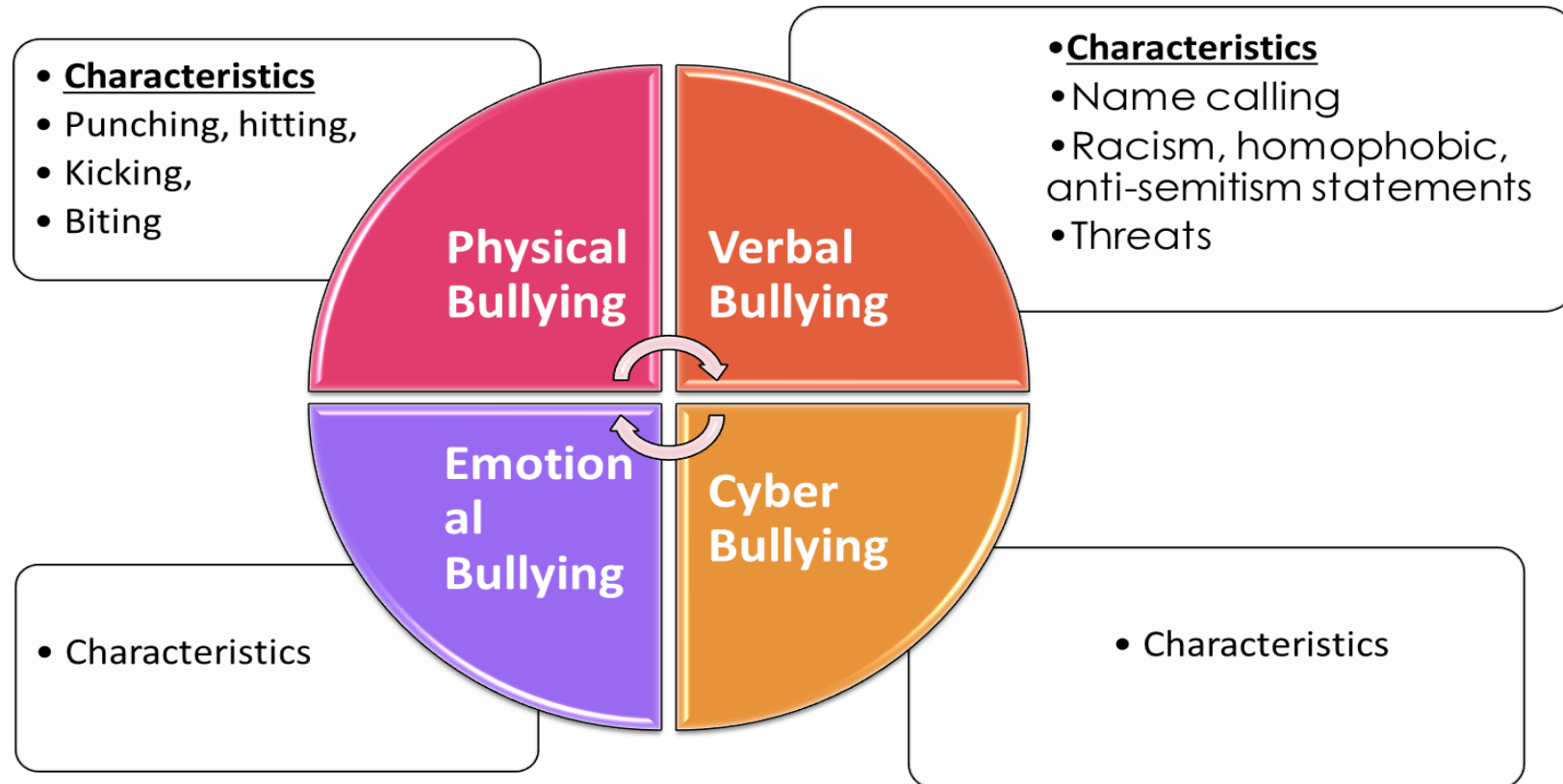
**Verbal
Bullying**

**Emotional
Bullying**

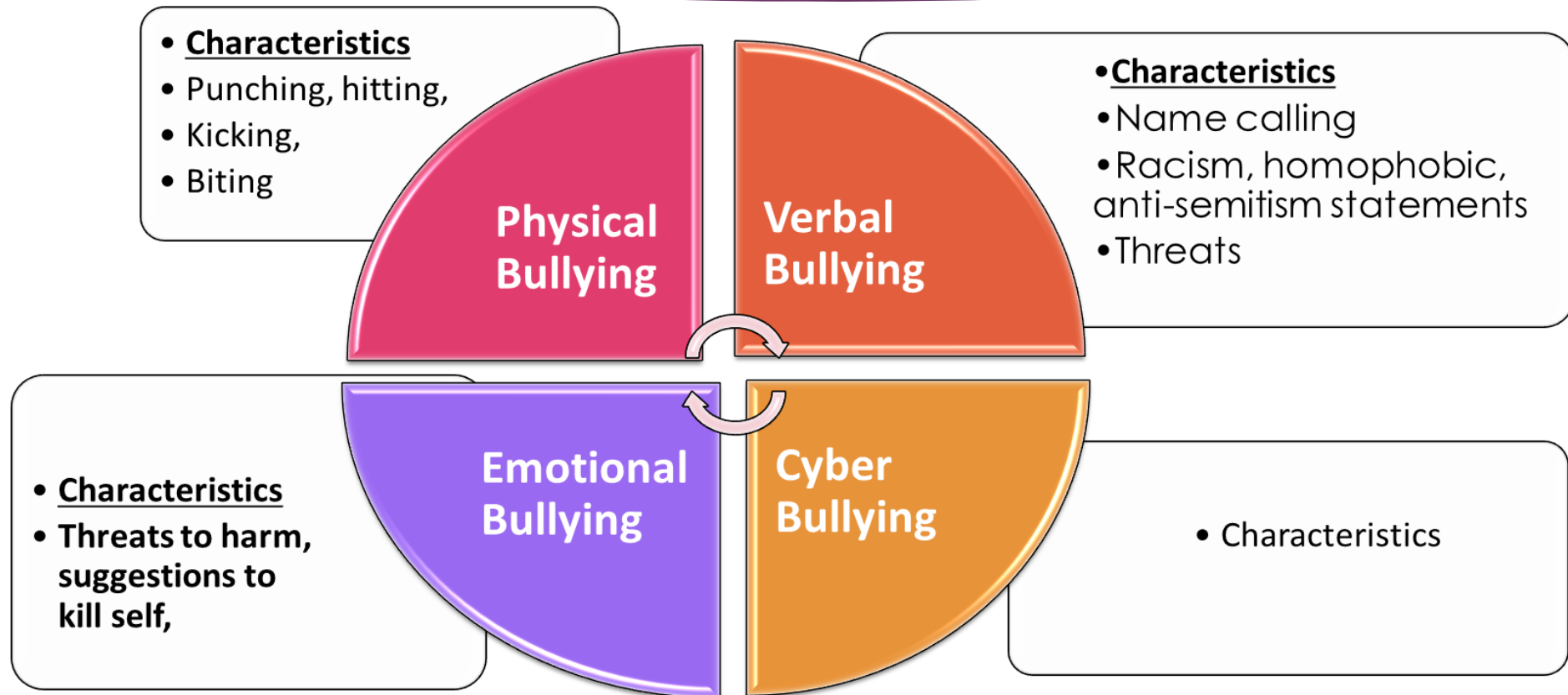
**Cyber
Bullying**



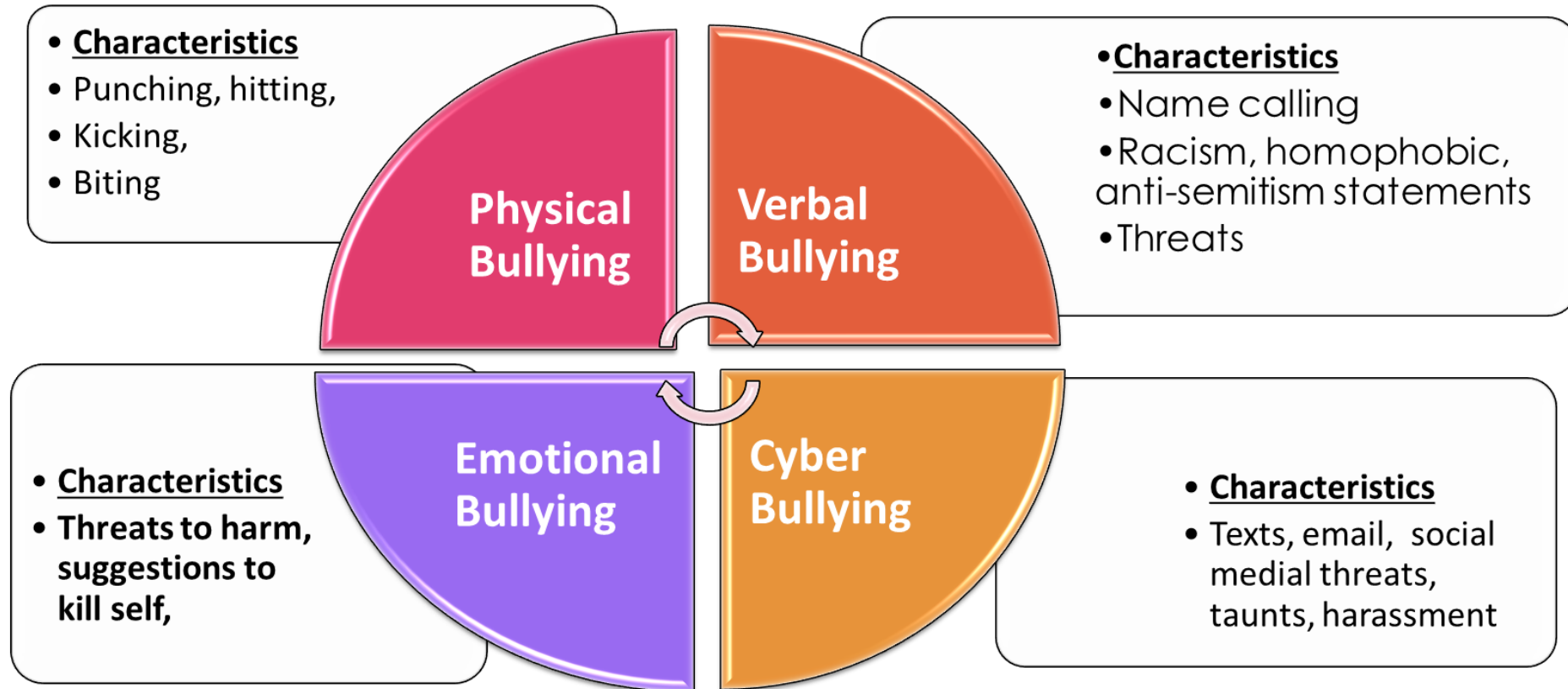
What is Bullying?



What is Bullying?



What is Bullying?



Unspoken Form of Bullying

► Sexual Bullying



Where Does Bullying Take Place?



Why Don't Students Report Bullying?

Brainstorm some reasons why students or parents may be reluctant to report incidents of bullying, harassment or discrimination.



What Prevents Reporting?



How to Report

- ▶ Report to school (who?)
- ▶ DASA Reporting form: Where to Find
 - ✓ Each school should have available on their website forms for reporting a DASA incident and who the DASA coordinator is for each building.
 - ✓ New York State Department of Education also has forms available in multiple language.
<http://www.nysed.gov/bilingual-ed/dignity-all-students-act-dasa-translated-resources>
- ▶ Say something
- ▶ Report to police



Helping Your Students

- ▶ Speak up
- ▶ Filter—Is it true?
- ▶ Post less
- ▶ Don't over share
- ▶ Practice
- ▶ Develop coping skills
- ▶ Expectations and limits
- ▶ Work with school





Practice Scenarios

▶ **I will read a few scenarios; you will Select one choice:
Bullying, Not Bullying or Unsure**

✓ **Debrief**



Resources for Helping Students



Supporting Students and Families

- ▶ Listen
- ▶ Open ended questions
- ▶ Do not make a promise to not report or talk with parents.
- ▶ Talk with school about support and counseling
- ▶ No quick fix
- ▶ Both the target and perpetrator need help and support
- ▶ Learn about internet safety
- ▶ It is not the student's fault
- ▶ This is not the family's fault
- ▶ It cannot just be ignored
- ▶ Change phone numbers, emails
- ▶ Reporting is hard, but it can help to have support and develop a plan.
- ▶ Monitor children's internet usage and cell phone use.
- ▶ "If something seems different or off, it is"

Questions

► Questions not answered?



Conclusion:

- **Thank you**
- **Questions, please follow up with your director**
- **Teamwork**

Thank
You

