

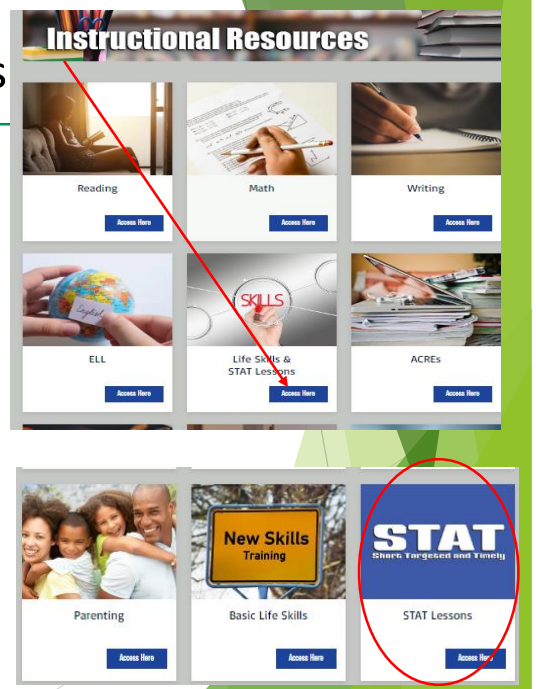
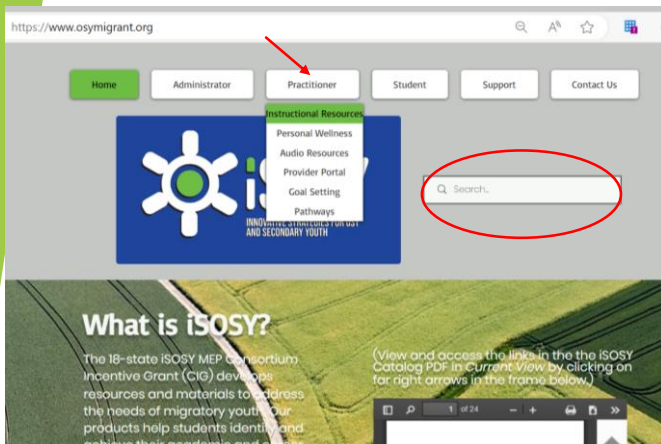
Introducing iOSY-New STAT Lessons

Keeping OSY students engaged

1

Where to Find the STAT Lessons

- Quick link www.osymigrant.org
- Instructional Resources > Life Skills & STAT Lessons *OR*
- Search bar



2

STAT Lessons



WORKING ON A DAIRY FARM



AT THE CONVENIENCE STORE



HEAT STRESS



AT WORK



HANDWASHING



STAYING IN A HOTEL - Lesson 1

Short Targeted and Timely (STAT) Lessons

- Practical and relevant to the needs and interests of OSY
- Lessons targeted to be delivered between 30-60 minutes
- Interactive
- Adaptable to setting
- 11 STAT lessons



STAYING IN A HOTEL - Lesson 2



HANDWASHING



FOLLOWING DIRECTIONS

3

Lesson Plan

- ✓ Standard Format
- ✓ Lesson Plan
- Objectives and "I can" statements
- Lesson Instructions
- Materials Needed
- Targeted Vocabulary and Phrases
- Introduction/Opener
- In-Person and Virtual Activities
- Extension Activities
- Pre- and Post-Tests and Answer Keys
- Student Practice and Reinforcement
- Instructor Reflection



STAT Lesson Plan for English-Language Learners Dairy Farm Equipment/Equipo y maquinaria de una lechería Lesson Duration: 30-60 minutes	
Standards (as needed or required):	
Lesson Objectives:	
<ul style="list-style-type: none"> • Student will be able to use targeted vocabulary related to dairy farm equipment. <ul style="list-style-type: none"> ◦ <i>El/la estudiante podrá usar el vocabulario relacionado con el equipo y maquinaria en una lechería.</i> • Student will be able to use common phrases related to dairy farm equipment. <ul style="list-style-type: none"> ◦ <i>El/la estudiante podrá usar frases comunes relacionadas con el equipo y maquinaria en una lechería.</i> • Student will be able to match words given with the correct image. <ul style="list-style-type: none"> ◦ <i>El/la estudiante podrá emparejar las palabras dadas con la imagen correcta.</i> 	
I Can Statements:	
<ul style="list-style-type: none"> • I can use targeted vocabulary related to dairy farm equipment. <ul style="list-style-type: none"> ◦ <i>Puedo usar el vocabulario relacionado con el equipo y maquinaria en una lechería.</i> • I can use common phrases related to dairy farm equipment. <ul style="list-style-type: none"> ◦ <i>Puedo usar frases comunes relacionadas con el equipo y maquinaria en una lechería.</i> • I can match words with their correct image. <ul style="list-style-type: none"> ◦ <i>Puedo comparar las palabras dadas con la imagen correcta.</i> 	
Lesson Instructions	
<p>Language Note: The following lesson may be taught in the students' native language for Beginning English Language Learners. If your students are more advanced, these same lessons can be taught using as much English as is appropriate.</p> <p>While there may be a variety of available activities, it is important to select the particular activities that can be used for group or individual practice to meet the needs of students. The objective is for students to learn through engaging activities that will enable them to practice what they are learning.</p>	

4


STAT Lessons

NEW!




2023

- Working on a Dairy Farm
- At The Convenience Store



March 2024

- Dairy Farm Equipment
- At the Gas Station



5

Working on a Dairy Farm *Trabajando en una lechería*



6



Working on a Dairy Farm

Lesson Plan

- Pre-test: 5 questions
- Vocabulary
 - 19 words
 - 10 phrases
 - 3 STEM examples

Target Vocabulary	
<ul style="list-style-type: none"> • Cow • Female • Bull • Male • Calf • Dairy farm • Farmer • Worker • Hay • Cown • Milking • Feeding • Leg • Eye • Hoof • Mouth • Udder • Tail • Horn 	<p>Phrases</p> <ul style="list-style-type: none"> • Is sick • Is hurt • Is dead • Is hungry • Is walking • Is getting up • Has mastitis • Push the cow • Open the gate • Close the gate <p>Sentence stems</p> <ul style="list-style-type: none"> • The cow/calf is ____ (getting up, walking, sick, hurt, hungry). • The cow/calf has a ____ problem (hoof, leg, mouth, udder, eye). • The worker is ____ (milking the cow, feeding the cows).

Working on a Dairy Farm/Trabajando en una Lechería

Pre-Test/ Pre-Evaluación

Name/Nombre: _____
Date/Fecha: _____

Instructions: Choose the correct answer.
Instrucciones: Escoge la respuesta correcta

1. The cow is _____.
La vaca está _____.
 2. A baby cow is called a _____.
Una vaca bebé se llama _____.
 3. My job is _____.
Mi trabajo es _____.
 4. The cow has a _____ problem.
La vaca tiene un problema con su _____.
 5. I work on a _____.
Yo trabajo en una _____.
- Options for each question:
- a) Open the gate
 - b) Leg
 - c) Sick
 - d) Dairy farm
- a) Dairy farm
 - b) Eye
 - c) Calf
 - d) Hurt
- a) Sick
 - b) Dead
 - c) Milking cows
 - d) Close the gate
- a) Has mastitis
 - b) Leg
 - c) Hurt
 - d) Push the cow
- a) Eye
 - b) Dairy farm
 - c) Getting up
 - d) Cow

Post Test

Bonus question:

6. A male cow is called a _____.
Una vaca macho se llama _____.

- a) Close the gate
- b) Feeding
- c) Eye
- d) Bull



STAT Lessons—Working on a Dairy Farm

Materials

Vocabulary & Image Worksheet

- Student will be able to **use** target vocabulary related to working on a dairy farm.
- Student will be able to use **common phrases** related to working on a dairy farm.
- Student will be able to **match** words given with the correct image.

El inglés	La pronunciación	La pronunciación para hispanohablantes	El español	La foto
Cow	kou	cao	Vaca	
Female	fee-meyl	fimeil	Hembra	
Bull	bool	buil	Toro	
Male	meyl	meil	Macho	
Calf	kaf	kaf	Becerro	

STAT Search, Learn and Practice			
Dairy farm	Dai-en fábrm	Daeri fárm	Lechería 
Farmer	fármér	farmer	Agricultor 
Worker	wór-ker	weiker	Trabajador 
Hay	hey	ay	Heno 
Corn	lárn	baín	Maíz 
Milking	mí-líng	maíln	Ordenando 

STAT Search, Learn and Practice			
Feeding	fé-díng	faín	Alimentando 
Leg	léng	leg	Pierna 
Eye	áy	ay	Ojo 
Hoof	hoof	fof	Pesada 
Mouth	móuth	maudí	Boca 
Udder	ú-dér	áder	Ubre 

STAT Search, Learn and Practice			
Is walking	Íz wóo-íng	Es subíto	Está caminando 
Is getting up	Íz géttíng úp	Es géttíng úp	Está levantándose 
Has mastitis	Has má-stá-ítis	Has mastítis	Tiene mastitis 
Push the cow	Push thín kóu	Push da cao	Empuja a la vaca 
Open the gate	Óp-én thín gétt	Ópén da gétt	Abre el portón 
Close the gate	Klós thín gétt	Clós da gétt	Cierra el portón 

Vocabulary Image Guide

9











STAT Lessons—Working on a Dairy Farm

Materials

- Vocabulary Practice Worksheet & Answer Key




Lesson: Working on a Dairy farm / Lección: Trabajando en la lechería
Vocabulary Practice Worksheet

Part A.
Instructions: Choose the name associated with the image. Elige el nombre asociado con la imagen.

1. 	A. Hay B. Corn C. Milking D. Feeding	6. 	A. Calf B. Eye C. Hoof D. Leg
2. 	A. Corn B. Hay C. Sick D. Dairy farm	7. 	A. Corn B. Bull C. Hay D. Walking
3. 	A. Udder B. Feeding C. Tail D. Hurt	8. 	A. Hoof B. Hoof C. Leg D. Eye
4. 	A. Leg B. Milking C. Horn D. Calf	9. 	A. Hoof B. Tail C. Sick D. Farmer
5. 	A. Worker B. Dairy Farm C. Walking D. Corn	10. 	A. Horn B. Corn C. Hoof D. Male

Part B.

Instructions: Write the phrases below their corresponding images.
Instrucciones: Escriba las frases debajo de las imágenes correspondientes.

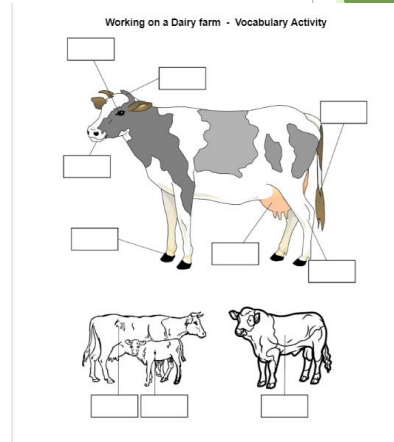
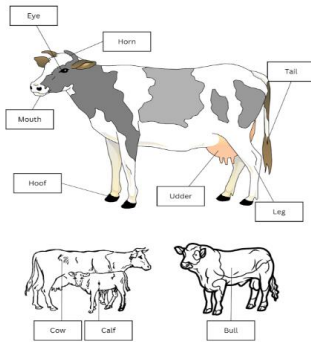
A. The farmer is pushing the cows.	B. Close the gate.	C. The cow is sick.	D. The calf is getting up.
11. 	12. 	13. 	14. 
E. Open the gate.	F. The cow is dead.	G. The calf is hurt.	H. The worker is milking cows.
15. 	16. 	17. 	18. 

10

STAT Lessons—Working on a Dairy Farm

Materials

Vocabulary Activity



Adapted from NYS Migrant Education Department of Identification & Recruitment- Simply Speaking Level 1 Book

STAT lesson: Dairy Farm Equipment

Target Vocabulary	
<ul style="list-style-type: none"> • Gloves • Milking sleeves • Work boots • Manure scraper • Towels • Hose • Bucket • Brush • Stalls • Feed scoops • Bottle feeder • Washer • Dryer • Disinfectant • Milkers • Milking parlor • Milk tank • Milk truck • Barn • Tractor • Skid steer 	<p>Phrases</p> <ul style="list-style-type: none"> • Turn on • Turn off • Is not working • Is broken • Is driving • Use the hose • Clean the stalls • Wear gloves • Disinfect the parlor <p>Sentences stems</p> <ul style="list-style-type: none"> • The washer is ____ (broken, not working) • The worker is __ (driving the tractor, cleaning the stalls) • The farmer is ____ (wearing gloves, using the hose) • I clean ____ (the barn, the milk tank, the stalls)

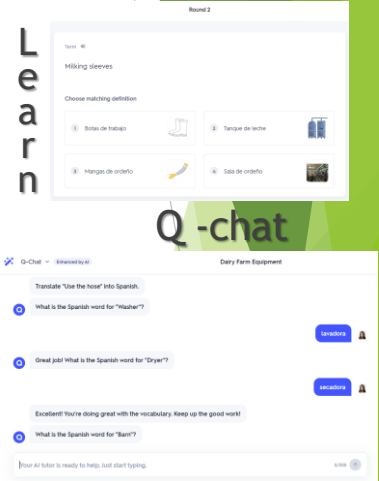
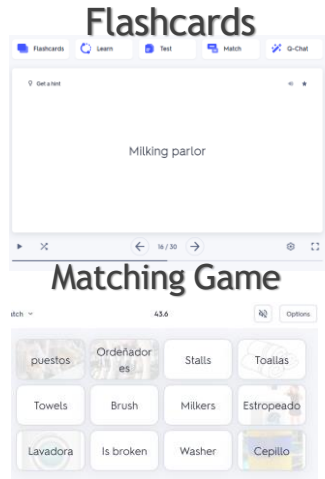


Materials Needed
<ul style="list-style-type: none"> • Laptop or other mobile device • Lesson Plan • Vocabulary & Image Guide Sheet • Vocabulary Practice Worksheet & Answer Key • Vocabulary Images [Paper Flashcards] • Quizlet Activities : Flashcards, Match, Q-Chat • Copies of Pre-Test, Post-Test & Test Answer Key • YouTube Video - Milking Cows in an 8 Swing Parlor



Dairy Farm Equipment-Quizlet

- The student will learn through pictures.
- Helps students with memorizing facts.
- Interactive activities to engage the student.
- Extra resources to help the student with listening, writing, and speaking.



13

Dairy Farm Equipment Materials

STAT
Smart. Targeted. Timely.

Lesson: Dairy Farm Equipment/La lección: Equipo y maquinaria de una lechería
Vocabulary & Image Guide Sheet

The objectives/Los objetivos:

- Student will be able to use targeted vocabulary related to dairy farm equipment.
= *El/la estudiante podrá usar el vocabulario relacionado con el equipo y maquinaria en una lechería.*
- Student will be able to use common phrases related to dairy farm equipment.
= *El/la estudiante podrá usar frases comunes relacionadas con el equipo y maquinaria en una lechería.*
- Student will be able to match words given with the correct image.
= *El/la estudiante podrá emparejar las palabras dadas con la imagen correcta.*

El inglés	La pronunciación para hispanohablantes	El español	La foto
Gloves	glahvs	guantes	
Milking sleeves	mil-kang sleevez	Mangas de ordeño	
Work boots	wurk boots	Botas de trabajo	
Manure scraper	manu-scraper	Raspador de estiércol	

STAT
Smart. Targeted. Timely.

Lesson: Dairy farm equipment/Lección: Equipo y maquinaria de una lechería
Vocabulary Practice Worksheet

Part A:
Instrucciones: Choose the name associated with the image. Escoge el nombre asociado con la imagen.

- A. Skid steer
B. Milkers
C. Milk truck
D. Hose
- A. Milking Parlor
B. Bucket
C. Tractor
D. Glass
- A. Bottle feeder
B. Milking sleeves
C. Stalls
D. Feed scoop
- A. Towels
B. Dryer
C. Washer
D. Broken
- A. Worker
B. Bucket
C. Disinfectant
D. Tractor
- A. Gloves
B. Bottle feeder
C. Manure scraper
D. Milk truck
- A. Brushes
B. Work boots
C. Towels
D. Turn on
- A. Turn off
B. Milk truck
C. Washer
D. Bucket
- A. Milkers
B. Skid steer
C. Broken
D. Stalls
- A. Towels
B. Turn Off
C. Milk truck
D. Gloves

Part B:
Write the phrases below their corresponding images. Escribe las frases debajo de las imágenes correspondientes.

A. The worker is wearing gloves.	B. The farmer is driving the truck.	C. The tractor is not working.	D. I disinfect the milking parlor.
11.	12.	13.	14.
E. The farmer is using the hose.	F. The cows are in the barn.	G. The worker is turning on the milkers.	H. I clean the stalls.
15.	16.	17.	18.

14

Dairy Farm Equipment - STAT Lesson

Extension Activities

Example from “Dairy Farm Equipment”

Listen to a description

Teacher says: *The farmer wears them before milking cows.*

Choose the vocabulary word/picture described

Learner responds: *milking gloves or gloves.*

Describe the scene Photo Prompt



What do you see in the picture?

- I see a worker
- The worker is milking cows
- The lady is cleaning
- The worker is wearing work boots and gloves

15

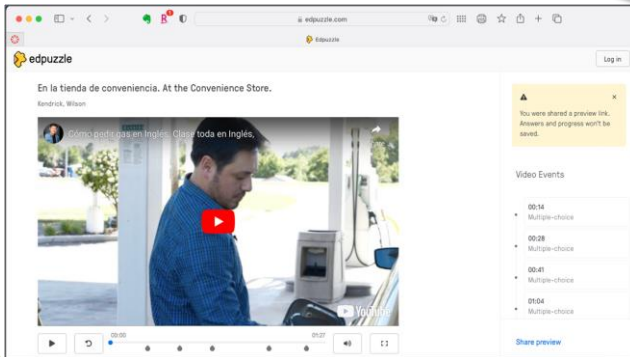
STAT Lessons—At the Convenience Store

Target Vocabulary	
<p><u>Food/Store Vocabulary</u></p> <ul style="list-style-type: none"> • Food • Drinks • Bread • Milk • Sodas • Chips • Water • Candy • Toilet paper • Chicken • Leg (chicken) • Thigh (chicken) • Breast (chicken) • Wings (chicken) • Pizza • Cheese Pizza • Meat Pizza • Veggie Pizza 	<p><u>Services Vocabulary</u></p> <ul style="list-style-type: none"> • Bathroom • Key • Receipt • Change <p><u>Phrases</u></p> <ul style="list-style-type: none"> • Doesn't work • Out of order • To pay • How much? • I need • Thank you • Where is? • You're welcome • Please
<p>Extension Activity/Connections to Other Topics</p> <p>Show students a photo and ask students to describe what they see, i.e., <i>"I see a man paying at the store. The woman gives him change."</i></p> <p>Use simple dialogue scripts to role play. Learners read a role.</p> <p>Person 1: May I take your order? Person 2: Yes, I would like a(n) _____. (cheese pizza) Person 1: Okay, that is \$5. Person 2: Sure, I have a \$10 Person 1: Ok, here is \$5 change. Person 2: Thank you.</p> <p>Direct students to the English for Daily Life Lessons for topics and sub-topics to extend their learning: numbers and banking (money) and asking questions.</p>	

16

STAT Lessons—At the Convenience Store

Edpuzzle



Materials Needed

- Laptop or other mobile device
- [Vocabulary & Image Guide Sheet](#)
- [Vocabulary Practice Worksheet](#) & [Answer Key](#)
- Quizlet Activities: [Vocabulary](#)
- [Matching Game](#)
- [Video & Questions](#)
- Copies of [Pre](#) and [Post](#) Tests & [Answer Key](#)







17

At the Gas Station

This lesson was released last week and is a continuation of the “At the Convenience Store” STAT lesson.

- Vocabulary Image Guide (pronunciation and translation)
- Vocabulary Practice Worksheet (choose and match)
- Answer key for instructors
- Pre and Post test.
- Quizlet
- Edpuzzle [Edpuzzle](#)



Gas Cap	Gas Kap	Gas Cap	la tapa de gasolina	
Gas gauge	Gas Gej	Gas Geig	Indicador de gasolina	
Empty	Emp-tee	Empti	vacio	
Full	Fool	Ful	lleno	
Fill Up	Fil-uhp	Fil Ap	llenar	
Gallon	Gal-uhn	Galen	galón	
Credit Card	Kred-it Kahrd	Kredet Kard	tarjeta de crédito	

18



Heat Stress

Estres por calor

Preparing students for working in the summer heat.



How to Stay Safe When Working in the Heat
Cómo mantenerse a salvo cuando trabaja en el calor.

Heat exposure can be dangerous. Here are some things you can do to stay safe when working in the heat:

La exposición puede ser peligrosa. Aquí hay unas cosas que puede hacer para mantenerse a salvo cuando trabaja en el calor.

Drink water even if you are not thirsty - every 15-20 minutes.
Beba el agua aunque no tiene sed- cada 15-20 minutos.



Do not drink caffeine or alcohol.
No beba el café ni el alcohol.



Help each other: Watch out for each other.
Ayuden uno a otro. Cuidense uno al otro.



Wear a hat and light-colored clothing.
Lleve un sombrero y la ropa de color claro.



Take frequent rest breaks in the shade.
Descanse frecuentemente en la sombra.



Heat Symptoms and How to Respond / Los síntomas y cómo responder

HEAT EXHAUSTION / El estrés por calor

Dizziness / mareos	Headache / dolor de cabeza	Sweating / sudor	Rapid heartbeat / latido rápido	Nausea / Vomiting / náuseas / vómitos	Weakness / Inestabilidad

For these symptoms / Para estos síntomas:

- Get water to drink.
 - Drink at least every hour.
- Remove unnecessary clothing.
 - Quitarse de super-ropa.
- Move to a cooler area.
 - Moverse a un lugar más fresco.
- Cool with water, ice, or fan.
 - Enfriarse con agua, de hielo o un ventilador.
- Do not leave alone.
 - No quedarse solo.



HEAT STROKE / El golpe de calor

Red, hot, dry skin / la piel roja, inflada y seca	High temperature / la temperatura alta	Dizziness / mareos	Fainting / desmayarse	Convulsions / los convulsiones

For these symptoms / Para estos síntomas:

- Call 911 immediately.
 - Llamar al 911 inmediatamente.
- Cool with water or ice.
 - Enfriarse con agua o de hielo.
- Stay until help arrives.
 - Esperar hasta que llegue la ayuda.



- Short lesson (30-40 minutes)
- Printable materials
- Interactive activities in Quizlet and Edpuzzle.
- Pre and Post test.
- Bilingual Information Sheets.
 - How to stay safe
 - Heat Exhaustion
 - Symptoms
 - Heat stroke

Takeaways

- The materials are **print-friendly**.
- The instructor can **pick** and **choose** parts or use the entire lesson.
- The lessons can be done with **one** or **many** learners.
- The lessons can be administered **in person** or **virtually** as needed.
- The lessons don't require a lot of **advanced preparation** or **in depth knowledge** from the instructor.
- The lessons can be **adaptable** using extension activities
 - Guess the targeted word
 - Describe the scene
 - Dialogues
- Support students with **independent learning**.
 - Direct them to iSOSY website, Simply speaking book, Quizlet, Youtube.
 - Recording voicemails