

# ENGLISH FOR DAILY LIFE

INTERACTIVE GROCERY LESSONS  
WILLIAMSON MARCH 2021



---

---

---

---


---

---

---

---

## OBJECTIVES



- THROUGHOUT THIS PRESENTATION YOU WILL:
  - Understand the purpose of the lesson and learn about its features
  - Navigate through the lesson on iSOSY and transition to Quizlet
  - Learn how to download the iSOSY audio files and share with students on WhatsApp
  - Explore some of the activities and quizzes regarding the lessons

---

---

---

---

---

---

---

---

## PURPOSE OF THE INTERACTIVE LESSON

- Students will be able to navigate a shopping experience in the grocery store with hopes of too being able to increase their confidence in their language abilities.

Students will be able to:

1. Describe grocery items needed
2. Locate the items in the store
3. State the quantity needed
4. Complete the checkout process
5. Receive help at Customer Service & Recognize the value of the dollar amount charged

---

---

---

---

---

---

---

---

## LESSON FEATURES



- Topics may be taught 1:1 or in Group Settings
- Emphasize on High-Frequency Words
  - Lots of Practice in-Audio Recordings to help with pronunciation
  - Sample Conversations
  - Comprehension & Activities
- Flash Cards – with words and visuals
- Scaffolding: Beginner Intermediate Advanced
- Task-based activities created for speaking, reading and writing

These lessons are best implemented with instructor support

---

---

---

---

---

---

---

---

## LESSON ACTIVITIES

Many of the activities were created within EdPuzzle, Quia and Quizlet.

More information about these applications and how to use and create these accounts are located on [www.oxmigrant.org](http://www.oxmigrant.org)

Comprehension activities with listening and reading (Quia & EdPuzzle)

- Recognition
- True/False
- Multiple Choice
- Matching
- Sequencing
- Context clues
- Inference
- Deductive reasoning
- Compare& Contrast

---

---

---

---

---

---

---

---

## LESSON STRUCTURE



- These lessons were designed to be used interchangeably; with flexibility to connect to other topics based on student needs, proficiency and interests.
- They can be modified as needed to meet the needs of students , teachers and program structure.
- Can be used on any device and also on paper

---

---

---

---

---

---

---

---

### Suggested Progression of the Topics within the Shopping Lesson

Week 1 Identify items in the Grocery Store & Describe Shopping Habits	Week 2 Describe Grocery Items Handled	Week 3 Areas of the Store & Location of Items	Week 4 Prices of Groceries & The Checkout Process
--	--	--	--

---

---

---

---

---

---

---

---

### HOW DO I GET THERE?



[www.osymigrant.org](http://www.osymigrant.org)

---

---

---

---

---

---

---

---

### FOR THE STUDENT TO ACCESS IT




---

---

---

---

---

---

---

---

# GROCERY LESSON

There are 6 topics included in the Interactive Grocery Lesson

---

---

---

---

---

---

---

---

# ACTIVITIES TO DO WITH THE OSY

[www.osymigrant.org](http://www.osymigrant.org)




---

---

---

---

---

---

---

---

# ACTIVITIES WITHIN THE LESSON

---

---

---

---

---

---

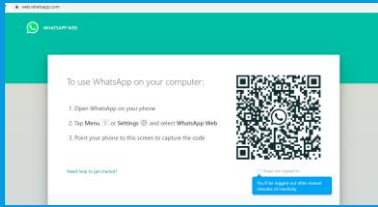
---

---



### CONNECTING TO WHATSAPP ON THE WEB

Go to [www.web.whatsapp.com](http://www.web.whatsapp.com)




---

---

---

---

---

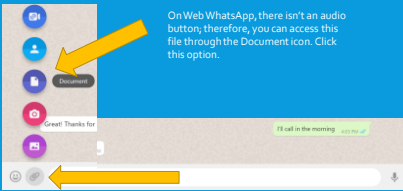
---

---

---

### ONCE CONNECTED

On Web WhatsApp, there isn't an audio button, therefore, you can access this file through the Document icon. Click this option.




---

---

---

---

---

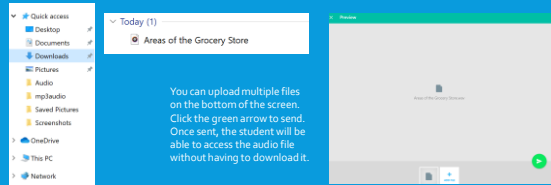
---

---

---

### ACCESSING THE FILE YOU DOWNLOADED

You can upload multiple files on the bottom of the screen. Click the green arrow to send. Once sent, the student will be able to access the audio file without having to download it.




---

---

---

---

---

---

---

---

### ACTIVITIES TO DO WITH STUDENTS



Have your students map out the stores they visit.

---

---

---


---

---

---

---

---



---

---

---

---

---

---

---

---



---

---

---

---

---

---

---

---