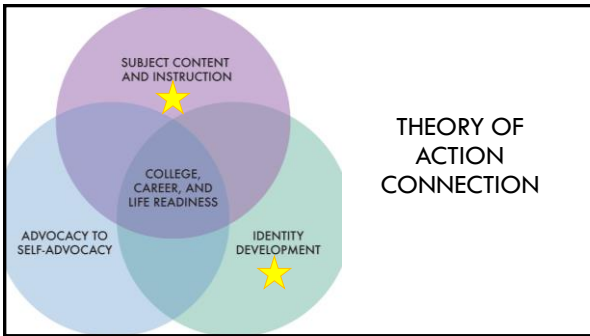




**ECA
ADMINISTRATION
IN 2022-23:
DEEP DIVE INTO THE
DETAILS**

"ECA" = NYS-MEP EARLY CHILDHOOD ACADEMIC TOOL

1




2

POLLING

3




4

LEARNING TARGET 


MIGRANT EDUCATORS WILL BE ABLE TO USE THE ECA GUIDANCE DOCUMENT (2022-23) TO

- PREPARE FOR THE ECA
- ADMINISTER THE ECA
- SCORE & RECORD STUDENT RESPONSES

5


HANDOUTS 

PRINT TO USE TODAY	OPTIONAL PRINT
<ul style="list-style-type: none"> > ECA GUIDANCE DOCUMENT > STUDENT RESPONSE SHEET (ENGLISH OR SPANISH) > COLOR-SHAPES & NUMBER CARDS 	<ul style="list-style-type: none"> > SLIDES: ECA 22-23 DEEP DIVE > HANDOUT: ECA EMERGENT WRITING SCORING SAMPLES > VIRTUAL ECA GRAPHICS




6

**PREPARE
AHEAD OF
TIME**



7




PREPARE AHEAD ECA Guidance Document

PAGE 1 PREFACE

- **PAGE 2 TABLE OF CONTENTS**


8



PREPARE AHEAD ECA Guidance Document Pg 2

- **NEW:**
 - THE MEASURABLE PROGRAM OBJECTIVE WILL EVALUATE GAINS MADE FROM THE ECA PRETEST TO POSTTEST AFTER **10** HOURS OF INSTRUCTION

9




PREPARE AHEAD

ECA Guidance Document Pg 3

- **WHAT IS THE SAME?**
 - YOU CAN **ADMINISTER** THE ECA **IN PERSON OR VIRTUALLY**
 - **CANDIDATES FOR THE ECA:**
 - LEVEL 2 PRESCHOOL STUDENTS (AGES 3-5)

10




PREPARE AHEAD

ECA Guidance Document Pg 5

- **ASSESSING MINDSET – NOT TEACHING MINDSET**
 - NO CLUES!
 - PLAN TO GIVE THE SAME SMILE AND RESPONSE, WHETHER THE CHILD'S RESPONSE IS CORRECT OR NOT
 - IF STUDENT DOESN'T RESPOND AT FIRST, ASK A SECOND TIME, THEN MOVE ON

11




PREPARE AHEAD

SET UP A STUDENT FOLDER

- **STUDENT RESPONSE SHEET – HEADING**
 - STUDENT NAME
 - STUDENT DOB
 - METS PROGRAM

12



- **QUESTION:** CAN I USE MORE THAN ONE SESSION TO ADMINISTER THE ECA?
- **ANSWER: YES!**
- **QUESTION:** HOW MANY SESSIONS CAN I USE?
- **ANSWER: NEW** - RECOMMEND TO STOP AFTER 3 SESSIONS (OR SHARE INDIVIDUAL SITUATIONS WITH DIRECTOR FOR THEIR ADVICE)
- **QUESTION:** WHICH DATE DO I PUT ON THE STUDENT RESPONSE SHEET?
- **ANSWER: NEW - FOR THE PRETEST,** USE THE FIRST DATE OF ADMINISTERING THE ECA

13

PRE-TEST SCENARIO

ECA Guidance Document Pg 6

**DECIDE
PRE-TEST
DATE**

September 20, 2022 – Start administering the ECA

September 27, 2022 – Finish the ECA

NEW Guideline: Use the **FIRST Session** with the ECA for the Pre-Test Date

14

👓

**PREPARE AHEAD:
ECA FOLDER**

ECA Guidance Document Pg 3-4

STUDENT PROPS	MIGRANT EDUCATOR PROPS
<ul style="list-style-type: none"> • SET OF COLOR CARDS • SET OF SHAPE CARDS • PAPER AND LARGE CRAYON OR JUMBO PENCIL 	<ul style="list-style-type: none"> • PUPPET • SET OF COLOR CARDS • SET OF SHAPE CARDS • SET OF NUMBER CARDS 1 2 3 4 • ECA ADMIN GUIDELINES

15

PREPARE AHEAD

ECA Guidance Document Pg 3-4

STUDENT PROPS

- SET OF COLOR CARDS
- SET OF SHAPE CARDS
- PAPER AND LARGE CRAYON OR JUMBO PENCIL

(VIRTUAL)

- PICTURE LABELS (PAGE 32)
- ASK PARENT TO TEXT COPY OF STUDENT WRITING

MIGRANT EDUCATOR PROPS

- PUPPET
- SET OF COLOR CARDS
- SET OF SHAPE CARDS
- SET OF NUMBER CARDS
- ECA ADMIN GUIDELINES

(VIRTUAL) – PAPER AND LARGE CRAYON OR JUMBO PENCIL

(Virtual Option) Share screen with Virtual Graphics instead of the Educator Props

16

PREPARE AHEAD

PAPER MANIPULATIVES AVAILABLE IN THE ECA GUIDANCE DOCUMENT

SUPPLEMENTAL SUPPLIES: PAPER MANIPULATIVES

- 23-24 AREAS A AND G – PUPPETS – ALLIGATOR AND SOCCER PLAYERS
- 25-27 AREA D – COLOR CARDS START – RED, BLUE, GREEN, YELLOW, AND BLANK STARS
- 28-29 AREA F – SHAPE CARDS START – CIRCLE, SQUARE, TRIANGLE, RECTANGLE
- 30-31 AREA E – NUMBER CARDS START – 1, 2, 3, 4
- 32 LABELS FOR STUDENT PROPS WHEN DELIVERING TO FAMILY BEFORE VIRTUAL

17

Puppet Questions

○

□

△

Matching Questions

Rote Counting


PRACTICE!

Write your name

Naming: Body Parts, Numbers, Colors, Shapes


1234

18




**ADMINISTRATION
GUIDELINES
AND
SCORING
CRITERIA
DEEP DIVE**

19




**ADMINISTRATION
GUIDELINES**

ECA Guidance Doc Pg 7



PERSONAL DATA START: PAGE 7 NAME AND AGE	BODY PARTS START: PAGE 9 HEAD, LEGS, ARMS, AND NOSE	PROP: PG 23-24 
---	---	---

20



**ADMINISTRATION
GUIDELINES**

ECA Guidance Doc Pg 10


COLORS: MATCH • START: PAGE 10 • RED, BLUE, YELLOW, GREEN • PROPS: COLOR CARDS (PAGES 25-27) 	SHAPES: MATCH • START: PAGE 12 • CIRCLE, SQUARE, RECTANGLE, TRIANGLE • PROPS: SHAPE CARDS (PAGES 28-29) 
--	--

21

BREAKOUT ROOM (#1)
~ROLE-PLAY PRACTICE~

- **SUPPLIES:**
 - COLOR CARDS AND SHAPE CARDS
 - GUIDANCE DOC QUESTIONS: [PAGE 11 FOR COLOR CARDS AND PAGE 13 FOR SHAPE CARDS](#)
- **ROLE PLAY "MATCHES COLORS" AND "MATCHES SHAPES"**
 - BRIEF INTRODUCTIONS
 - VOLUNTEER **MIGRANT EDUCATOR**, ASKING QUESTIONS
 - VOLUNTEER **PRESCHOOL STUDENT**
 - TRY OUT BOTH KINDS OF RESPONSES:
 - FOR CREDIT AND "NO CREDIT"


22



QUESTIONS?

STUDENT RESPONSE SHEET:
CIRCLE SAMPLE CORRECT ANSWERS FOR
MATCHES COLORS AND
MATCHES SHAPES

23



ADMINISTRATION GUIDELINES:
COUNTING


Rote Counting ECA Guidance Doc Pg 14

E-1 ROTE COUNTS IN ORDER, WITHOUT SKIPPING TO...

SAY, "HOW HIGH CAN YOU COUNT?" "¿HASTA QUÉ NÚMERO PUEDES CONTAR?"

NOTE: ASK A SECOND TIME IF NECESSARY AND PROMPT THE CHILD SAYING, "ONE, TWO..." "UNO, DOS..." THEN ALLOW THE CHILD TO COUNT AS HIGH AS SHE/HE/THEY CAN.

24




ADMINISTRATION GUIDELINES: ROTE COUNTING

ECA Guidance Doc Pg 14

GIVE CREDIT FOR...	GIVE CREDIT FOR...	GIVE CREDIT FOR...
<p>RESPONSE CAN BE IN ENGLISH AND/OR HOME LANGUAGE.</p> <p>(SAME FOR EVERY RESPONSE IN THE ECA)</p>	<p>A. EACH NUMBER UNTIL THE SEQUENCE IS BROKEN. IN THE EXAMPLE, [1, 2, 3, 4, 5, 7], THE CHILD WOULD EARN 5 POINTS.</p> <p>IN THE EXAMPLE, [1,3,4,5,6,7,8,9], THE CHILD WOULD ONLY EARN 1 POINT, BECAUSE #2 WAS SKIPPED</p>	<p>B. NUMBERS THAT MAY BE MISPRONOUNCED BECAUSE OF IMMATURITY OR SPEECH IMPEDIMENTS, I.E. "FEE" FOR THREE.</p>

25



ADMINISTRATION GUIDELINES: ROTE COUNTING

ECA Guidance Doc Pg 14

NO CREDIT...	NO CREDIT...	TOTAL 10 POINTS
<p>NO CREDIT IF THERE IS NOTICEABLE PARENT ASSISTANCE DURING ADMINISTRATION OR IF:</p>	<p>A. THE FIRST NUMBER ISN'T 1. FOR EXAMPLE, [2, 3, 4].</p>	<p>NO BONUS POINTS FOR COUNTING NUMBERS PAST 10 CORRECTLY.</p>

26

SCORING PRACTICE: ROTE COUNTING TO 10

E	Counting	14	ROTE COUNTS in order, without skipping to: 1 2 3 4 5 6 7 8 9 10 Reads Number: 1 3 2 4
E	Counting	14	ROTE COUNTS in order, without skipping to: 1 2 3 4 5 6 7 8 9 10 Reads Number: 1 3 2 4

27



28

ADMINISTRATION GUIDELINES: COUNTING

Names Numbers

ECA Guidance Doc Pg 15

USE THE NUMBER CARDS, 1-4.
SHOW THE NUMBERS ONE AT A TIME. START WITH #1, AND THEN SHOW NUMBERS OUT OF ORDER, ASKING STUDENT TO NAME THE NUMBER YOU SHOW

- FOR EXAMPLE: 1 - 3 - 2 - 4

SAY, "WHAT NUMBER IS THIS?" "¿QUÉ NÚMERO ES ESTE?"

NOTE: ASK A SECOND TIME IF NECESSARY:
"TELL ME THE NAME OF THIS NUMBER." "DIME COMO SE LLAMA ESTE NÚMERO."

29

ADMINISTRATION GUIDELINES: COUNTING: NAMES NUMBERS

ECA Guidance Doc Pg 15


NO CREDIT...	NO CREDIT...
NO CREDIT IF THERE IS NOTICEABLE PARENT ASSISTANCE DURING ADMINISTRATION OR IF:	<ul style="list-style-type: none"> a. NO VERBAL RESPONSE b. INCORRECT ANSWER c. UNSURE ANSWER, SUCH AS "I THINK IT'S A TWO" OR "IS IT A TWO?" d. USING THE SAME NUMBER-NAME FOR SEVERAL NUMBERS.

30

BREAKOUT ROOM (#2)
~ROLE-PLAY PRACTICE~

- **SUPPLIES:**
 - NUMBER CARDS
 - GUIDANCE DOC (**ROTE COUNT – PAGE 14; NAME NUMBERS – PAGE 15**)
- **ROLE PLAY:**
 - VOLUNTEER **MIGRANT EDUCATOR** ASKING QUESTIONS
 - VOLUNTEER **STUDENT** TRYING OUT THE NO CREDIT AND/OR TRICKY CREDIT RESPONSES!


31



QUESTIONS?


STUDENT RESPONSE SHEET:
CIRCLE SAMPLE CORRECT ANSWERS FOR
ROTE COUNTING AND
NAMES NUMBERS

32




ADMINISTRATION GUIDELINES
EMERGENT WRITING ECA Guidance Doc Pg 16

THE STUDENT'S TASK IS SIMPLE:
SAY, "PLEASE WRITE YOUR NAME ON THE PAPER."
"POR FAVOR ESCRIBE TU NOMBRE EN EL PAPEL."



33



**ADMINISTRATION GUIDELINES:
NAMES COLORS**


ECA Guidance Doc Pg 19

SAY, "WHAT COLOR IS THIS?"
NOTE: ASK A SECOND TIME IF NECESSARY. SAY, "TELL ME THE NAME OF THIS COLOR."

REPEAT FOR EACH OF THE 4 COLORS.

1. RED/ROJO
2. BLUE/AZUL
3. YELLOW /AMARILLO
4. GREEN / VERDE

34



**ADMINISTRATION GUIDELINES:
NAMES SHAPES**


ECA Guidance Doc Pg 20

SAY, "WHAT IS THE NAME OF THIS SHAPE?"
NOTE: ASK A SECOND TIME IF NECESSARY. SAY, "TELL ME THE NAME OF THIS SHAPE."

REPEAT FOR EACH SHAPE.

1. CIRCLE / CÍRCULO
2. SQUARE / CUADRADO
3. RECTANGLE / RECTÁNGULO
4. TRIANGLE / TRIANGULO

35



POST-TEST

ECA Guidance Doc Pg 6

- **ADMINISTER THE EXACT SAME QUESTIONS**
 - EVEN THE ONES THE STUDENT EARNED CREDIT FOR DURING THE PRE-TEST
- **STUDENT RESPONSE SHEET**
 - UNDERLINE THE CORRECT RESPONSE
- **NEW:**
 - **POST-TEST DATE** – IF THE STUDENT NEEDS 2-3 SESSIONS FOR THE ECA POSTTEST, USE THE DATE OF **FINAL** SESSION


36



RECORDING THE RESULTS

ECA GUIDANCE DOCUMENT - PAGE 6


37



RECORD RAW SCORE ON MIS2000

STUDENT RESPONSE SHEET

- CHECK FOR COMPLETENESS
- **TOTAL THE RAW SCORE**
- TURN IN A COPY TO YOUR METS OFFICE FOR THE DATA SPECIALIST TO ENTER ON MIS2000



38

SCENARIO: RECORDING THE POST-TEST


ECA Guidance Document Pg 6

- **UNDERLINE**
CORRECT
RESPONSES
- DECIDE POST-TEST
DATE


Aug 1, 2023:
Started the
ECA

Aug 8, 2023:
Finished the
ECA



NEW Guideline: Use the **LAST Session** with
the ECA for the Post-Test Date




39

 **RECORDING: ASSESSMENT TIME**


- **ASSESSMENT TIME = INSTRUCTION**
- **WHEN GIVING THE ECA:**
 - **SHAPES & COUNTING=MATH**
 - **EVERYTHING ELSE=ELA**

40

 **RECORDING: EARLY CHILDHOOD INSTRUCTION**

- **SUPPLEMENTAL CODE CHOICES =**
 - **ELA**
 - **ENL**
 - **MATHEMATICS**



41



SHARE THE RESULTS WITH CHILD'S PARENTS/FAMILY

42

DID WE MEET OUR LEARNING TARGET?

• **MIGRANT EDUCATORS WILL BE ABLE TO USE THE 2022-23
ECA GUIDANCE DOCUMENT TO**

- PREPARE FOR THE ECA
- ADMINISTER THE ECA
- SCORE & RECORD STUDENT RESPONSES



43



44



***AFTER THE
ECA...***

45

NYS-MEP WEBSITE > RESOURCES > STAFF LIBRARY

• EARLY CHILDHOOD SAMPLE LESSONS

- [HTTPS://WWW.NYSMIGRANT.ORG/RESOURCES/LIBRARY/EARLYCHILDHOODSAMPLELESSONS](https://www.nysmigrant.org/resources/library/earlychildhoodsamplelessons)

• EARLY CHILDHOOD: SUPPORTING PARENTS TO TALK, READ, AND SING

- [HTTPS://WWW.NYSMIGRANT.ORG/RESOURCES/LIBRARY/ECSUPPORTINGPARENTSTOTALKREADANDSING](https://www.nysmigrant.org/resources/library/ecsupportingparentstotalkreadandsing)

46

TWO OF MARY ANNE’S FAVORITE PRESCHOOL WEBSITES

PREKINDERS

- [HTTPS://WWW.PREKINDERS.COM/](https://www.prekinders.com/)

UNITE FOR LITERACY

- APP – UNITE BOOKS
- WEBSITE - [HTTPS://WWW.UNITEFORLITERACY.COM/](https://www.uniteforliteracy.com/)

47

QUESTIONS



Contact maryanne.diaz@oneonta.edu

48