


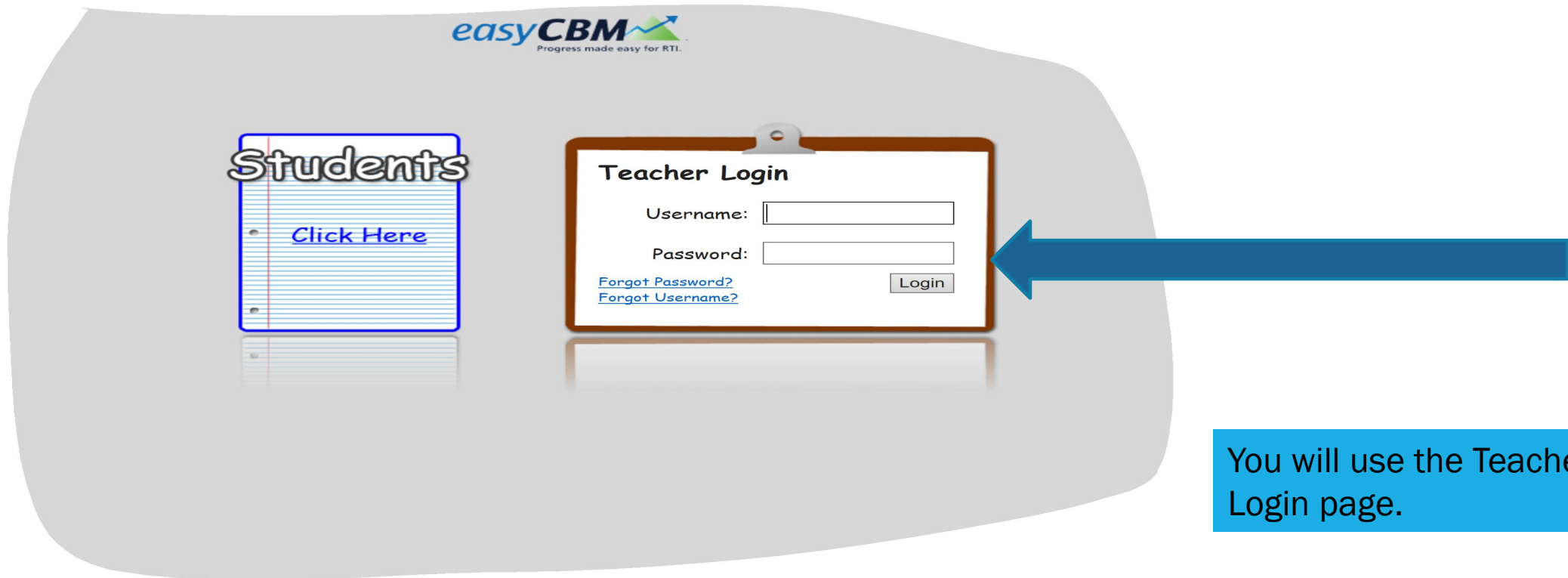
---

# EASY CBM IN-PERSON TESTING



# EASY CBM

[HTTP://MEP.NY.EASYCBM.COM](http://MEP.NY.EASYCBM.COM)



You will use the Teacher Login page.

 Dashboard

 Students

 Measures

 Reports

 Interventions

## Measures on easyCBM

Select the grade level difficulty of the measure you want to access, then scroll to its section. For measures that can be administered online, have your students visit the link below and follow the on-screen instructions. For Benchmark measures, your district admin must enable them before they'll show up for your students. For Progress Monitoring measures, mark the checkbox next to each measure you want listed for your students. An answer key for the Benchmark measures is provided below.

<https://mep-ny.easycbm.com/lrivera>

To access the exams please click on *Measures* tab.

- K
- 1
- 2
- 3**
- 4
- 5
- 6
- 7
- 8

## Fall Tests

Passage Reading Fluency 3\_Fall 

 [Student Copy](#)  [Assessor Copy](#)





 [Student Copy](#) or [Take Online \(Preview\)](#)

Basic Reading 3\_Fall 

 [Student Copy](#) or [Take Online \(Preview\)](#)



 all 

 [Student Copy](#) or [Take Online \(Preview\)](#)

Proficient Math 3\_Fall 

 [Student Copy](#)  [Spanish](#) or [Take Online \(Preview\)](#)



 [Student Copy](#)  [Assessor Copy](#)

# Exams:

## 1. Passage Reading Fluency (PRF) by grade level

. Read the directions on the Assessor copy to the student. Student will need the “student copy”. Set the alarm on your phone for 60 seconds and when the alarm goes off please stop the test.

## 2. Basic Reading

This exam is only available in English and requires the student to read the passage on “their own” and answer the questions. If student has an IEP . Tutor can read the test to the student. If student is struggling you can pause for the day. We recommend maximum of three sessions to complete testing.

## 3. Proficient Math

If student is struggling you can pause for the day. We recommend maximum of three sessions to complete testing. Students can take Math exam in Spanish.

---

You are encouraged, but not required, to administer the easyCBM ELA and Math Fall and Winter Benchmark Assessments (pre-tests) to those students determined to be **Entering, Emerging, Transitioning** on the NYSITELL, NYSESLAT, or equivalent assessments.

If you do not administer the easyCBM ELA and Math Fall or Winter Benchmark Assessments (pre-tests), please enter a “zero” (0) as their score on the easyCBM ELA and Math Fall or Winter Benchmark Assessments (pre-tests).


You are required to administer the easyCBM ELA or Math Spring Benchmark Assessment (post-test).

You are required to administer the easyCBM ELA and Math Fall and Winter Benchmark Assessments (pre-tests) to those students determined to be **Expanding and Commanding** on the NYSITELL, NYSESLAT, or equivalent assessments. For these students, you may stop after three attempts on the assessment where appropriate, and enter a “zero” (0) as their score on the easyCBM ELA and Math Fall and Winter Benchmark Assessments (pre-tests).

You are required to administer the easyCBM ELA or Math Spring Benchmark Assessment (post-test).

Benchmarks

Progress Monitoring



Enter Fall Scores




Enter Winter Scores



Enter Spring Scores

**Combined Booklets**

 Fall, K - 8th Grade

 Winter, K - 8th Grade

 Spring, K - 8th Grade

**Reading**

 [Student Copies](#)  
 [Assessor Copies](#)

 [Student Copies](#)  
 [Assessor Copies](#)

 [Student Copies](#)  
 [Assessor Copies](#)

**CCSS Math**

 [Student Copies](#)

 [Student Copies](#)

 [Student Copies](#)

**NGTM Math**

[Student Copies](#)

[Student Copies](#)

[Student Copies](#)

**Answer Keys:**

-  [Fall Answer Keys](#)
-  [Winter Answer Keys](#)
-  [Spring Answer Keys](#)



## Measures on easyCBM > Benchmark Data Entry

Select the grade and season of the Benchmark scores you would like to enter, then fill in the scores for your students in that grade. When you are finished, click the Save Scores button. You may enter the Total Scores, or for richer reports, use the Item-level Data link to enter more detailed information. If you've already entered a total score but want to enter item-level data, just remove the score first, and then the link will change.

**Season:** [Fall](#) | [Winter](#) | [Spring](#)

**Building:** [Brockport](#)      [Genesee Valley](#)      [Mid Hudson](#)      [State Wide](#)  
[Cortland](#)      [Herkimer](#)      [North Country](#)  
[Fredonia](#)      [Long Island](#)      [Oswego](#)

**Grade:** [Grade 3](#) | [Grade 4](#) | [Grade 5](#) | [Grade 6](#) | [Grade 7](#) | [Grade 8](#)

**Teacher:** [Michelle Mills](#)      [Liliana Rivera](#)      [Kathy Schwertfager](#)

Step 1: Click on your METS

Step 2: Click on the grade of your student

Step 3: Click on your name (tutor)





**Total Score** | [Item-level Data](#)

PRF      VOCAB      Basic Rdg      Prof Rdg      Prof Mth

6\_Fall      6\_Fall      6\_Fall      6\_Fall      6\_Fall

Marquez, Caleb

Take n Online =

Item-level Data =

Please be sure to click Save Scores once you have entered.