







The \_\_\_\_\_ is on the \_\_\_\_\_.

The \_\_\_\_\_ is under the \_\_\_\_\_.


Name Puzzle: Type or write name. Student colors. Start with First Name and cutting the paper into three to four puzzle pieces, keeping the letters whole/uncut.

My Name is \_\_\_\_\_






✂



✂






✂



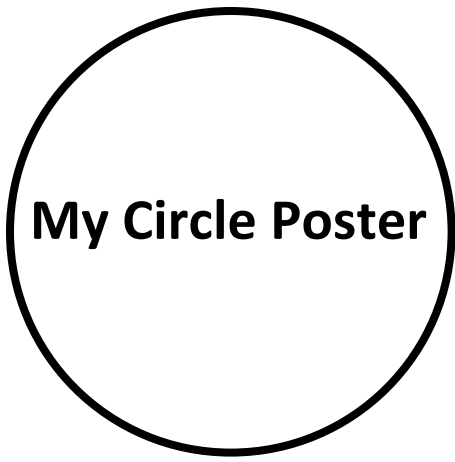


✂

✂







**I can find circle shapes.**


Adapted from “*Talk, Read and Sing Together Every Day! Tips for Families,*” U.S. Department of Education’s Early Learning Office website, November 2018, English

***Dear Parents:***

Talk, read and sing with your child in the language you are most comfortable using.

**SING**

Sing during everyday activities like riding in a car or bus, or during bath time. You can make up a simple song like, “Wash your toes, and wash your chin!”

***Talk, Read, and Sing Together Every Day!***

***Dear Parents:***

Talk, read and sing with your child in the language you are most comfortable using.

**SING**

Sing during everyday activities like riding in a car or bus, or during bath time. You can make up a simple song like, “Wash your toes, and wash your chin!”

***Talk, Read, and Sing Together Every Day!***

Adapted from “*Talk, Read and Sing Together Every Day! Tips for Families,*” U.S. Department of Education’s Early Learning Office website, November 2018, English