

The _____ is on the _____.






_____ နှင့် အိပ်လှ၊ _____ အဖီခိန်.


The _____ is under the _____.

_____ နှင့် အိပ်လှ၊ _____ အဖီလှ.


Name Puzzle: Type or write name. Student colors. Start with First Name and cutting the paper into three to four puzzle pieces, keeping the letters whole/uncut.

My Name is _____






✂



✂






✂





✂

✂







ယဃုန့ၢ်တၢ်ကဝီၤကျိၤအက့ၢ်အဂီၢ်သ့ၣ်တဖၣ်သ့လီၤ.

Dear Parents:

Talk, read and sing with your child in the language you are most comfortable using.

SING

Sing during everyday activities like riding in a car or bus, or during bath time. You can make up a simple song like, “Wash your toes, and wash your chin!”

Talk, Read, and Sing Together Every Day!

မိတ်ပါလာတတ်အောင်အားသွန်စာ

တဲသကိးတၢ်,ဖးလံာ်ဖးလံာ်ဒီးသးဝံာ်တၢ်ဒီးနဖိလၢကျိာ်လၢနသုအိအါကတၢ်လၢအညိဝဲလၢနဂီၢ်တက့ၢ်.

သးဝံာ်တၢ်

သးဝံာ်တၢ်လၢနတၢ်ဟူးတၢ်ဂၤပူၤအဆၢကတီၢ်ကိးနံၤဒီးဒ်သိးတၢ်ဒီးသိလုာ်မ့တမ့ၢ်လၢဘၢးစံပူၤ,မ့တမ့ၢ်ဖဲလၢလုာ်ထံအဆၢကတီၢ်တက့ၢ်. နစးအိာ်ထီၣ်တၢ်သးဝံာ်ယိယိဖိဒ်သိး, “သ့နခိာ်မုၢ်သ့ၣ်တဖၣ်.ဒီးသ့နခိာ်” သ့ဝဲလီၤ.

တဲသကိးတၢ်,ဖးသကိးလံာ်,ဒီးသးဝံာ်သကိးတၢ်ကိးနံၤဒီးတက့ၢ်.