

The \_\_\_\_\_ is on the \_\_\_\_\_.






La/el \_\_\_\_\_ está sobre la/el \_\_\_\_\_.


The \_\_\_\_\_ is under the \_\_\_\_\_.

La/el \_\_\_\_\_ está bajo la/el \_\_\_\_\_.


Name Puzzle: Type or write name. Student colors. Start with First Name and cutting the paper into three to four puzzle pieces, keeping the letters whole/uncut.

My Name is \_\_\_\_\_






✂



✂






✂





✂


✂







**Puedo encontrar figuras de círculo.**



***Dear Parents:***

Talk, read and sing with your child in the language you are most comfortable using.

**SING**

Sing during everyday activities like riding in a car or bus, or during bath time. You can make up a simple song like, "Wash your toes, and wash your chin!"

***Talk, Read, and Sing Together Every Day!***

***Estimados Padres:***

Hablen, lean y canten con su hijo en el idioma con el que se sientan más cómodos.

**CANTE**

Cante durante las actividades cotidianas, al viajar en automóvil o en autobús, o durante el baño. Puede inventar una canción simple como: "¡Lávate los dedos de los pies y lava la barbilla!"

***¡Hablen, lean y canten juntos todos los días!***