

<b>Goals</b>	<b>Approx. Time</b>	<b>Date:</b>
<b>Greeting</b> <ul style="list-style-type: none"> <li>Building Relationship with Family</li> </ul>	3 min	<b>Greet family using the parent's and child's names</b>
<b>Warm up</b> <ul style="list-style-type: none"> <li>Connection to previous session</li> <li>Get parents involved</li> <li>Today's target skill(s): <ul style="list-style-type: none"> <li><input type="checkbox"/> Preposition(s)    <input type="checkbox"/> Counting</li> <li><input type="checkbox"/> Emergent Writing    <input type="checkbox"/> Shapes</li> <li><input type="checkbox"/> Scissors Skills</li> </ul> </li> </ul>	5 min	<b>Game/song/activity to review or practice:</b>
<b>Emergent Reading</b> <ul style="list-style-type: none"> <li>Today's target comprehension question(s): <ul style="list-style-type: none"> <li><input type="checkbox"/> Points to nouns    <input type="checkbox"/> Names nouns</li> <li><input type="checkbox"/> Points to action    <input type="checkbox"/> Names action</li> <li><input type="checkbox"/> Retell-What did you think?</li> <li><input type="checkbox"/> Retell-What happened?</li> </ul> </li> </ul>	Intro: 3 min	<b>Story:</b>
	Read and Ask: 5 min	<b>Introduce Story:</b>
		<b>1<sup>st</sup>-Read to Enjoy</b> <b>2<sup>nd</sup>-Read and ask questions</b>
<b>Follow up Activity</b> <ul style="list-style-type: none"> <li>Connect to the story</li> <li>Include opportunity to make choices</li> <li>Today's target skill(s): <ul style="list-style-type: none"> <li><input type="checkbox"/> Prepositions    <input type="checkbox"/> Counting</li> <li><input type="checkbox"/> Emergent Writing    <input type="checkbox"/> Shapes</li> <li><input type="checkbox"/> Scissors Skills</li> </ul> </li> </ul>	5-8 min	<b>Materials:</b>
		<b>Activity:</b>
<b>Closing/Talk with parent before Closing</b> <ul style="list-style-type: none"> <li>Engage child in cleanup process</li> <li>Use parent/child names when saying good-bye</li> </ul>	5 min	<b>(Parent Topic as needed)</b>
		<b>Reminder for parent about the date and time of next session</b>



# NEW YORK STATE MIGRANT EDUCATION PROGRAM

---

## Supplies for Early Childhood Lesson: *“Summer Picnics”*

---

### PER EDUCATOR

- Paper plate and five blocks (or five toy foods) to use with student’s ON/UNDER sentences.
  - Substitute for paper plates: Draw a plate-sized circle.
- Story: A-Z Reader, Level aa: “Summer Picnics” (English); “Picnics de verano” (Spanish)

### PER STUDENT

- Name Puzzle – Reuse from the “Farm-Animal Sounds” lesson or make a new one:
  - Type the student’s name in the “fillable” box and print, or write the student’s name on the copy, in BIG, TALL letters.
    - For names with an accent, type the name in a word processor so can inserting the letter with the accent, then copy and paste name into the fillable box
  - Color around the letters – different color per letter
  - Cut into four pieces, leaving the letters whole
    - Use curvy lines for a clue that the pieces are in the right order
  - The puzzle will last longer if printed on cardstock
- Student ON/UNDER Sentences
  - Consumable, use and leave with family
  - Cut apart the ON sentence from the UNDER sentence
  - Use the copy with the home language of the family (English, Burmese, Karen, or Spanish) to encourage parent participation
- Make Picnic Lunch
  - Color-choices of construction paper for each student
  - Paper Plate (2 plates if parent or Educator join in – good reason to write name on own plate)
  - Picnic Food Graphics to cut out
    - Note: It is hard for preschoolers to hold the whole piece of paper when cutting, so cut the paper in ½ or 1/3 for the student to cut the rest
    - Preschoolers are not expected to cut precisely to the objects – just the rectangle around the object. Support students as needed by cutting second food choice while student cuts the first.
    - Educator or parent can use the foods not selected by student
  - Scissors, Glue, Crayons or markers

- Circle Viewfinder (pre-cut, or cut while student is gluing food)
  - Leave with student
- My Circle Poster (in home language of family-English, Burmese, Karen, or Spanish)
  - Leave with student

**PER FAMILY TO KEEP (when possible)**






- Parent Tip – Read, Talk, Sing every day, with specific example about singing during every day, routine activities (English, Burmese, Karen, or Spanish)


***Finding the Story, “Summer Picnics”/“Picnics de verano”***

- This is a Level aa book from the Reading A-Z website.
  - The website has a 14-day free trial period, with limited access to the book titles.
  - Otherwise, one needs to purchase a license to use for one year
  - If this story is unavailable, substitute with another story about a picnic or eating


Name Puzzle: Type or write name. Student colors. Start with First Name and cutting the paper into three to four puzzle pieces, keeping the letters whole/uncut.

My Name is \_\_\_\_\_






✂



✂






✂



✂

✂



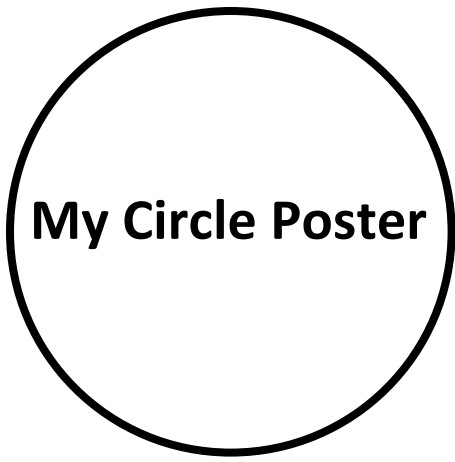




The \_\_\_\_\_ is on the \_\_\_\_\_.

The \_\_\_\_\_ is under the \_\_\_\_\_.





**I can find circle shapes.**


Adapted from “*Talk, Read and Sing Together Every Day! Tips for Families,*” U.S. Department of Education’s Early Learning Office website, November 2018, English

***Dear Parents:***

Talk, read and sing with your child in the language you are most comfortable using.

**SING**

Sing during everyday activities like riding in a car or bus, or during bath time. You can make up a simple song like, “Wash your toes, and wash your chin!”

***Talk, Read, and Sing Together Every Day!***

***Dear Parents:***

Talk, read and sing with your child in the language you are most comfortable using.

**SING**

Sing during everyday activities like riding in a car or bus, or during bath time. You can make up a simple song like, “Wash your toes, and wash your chin!”

***Talk, Read, and Sing Together Every Day!***



Adapted from “*Talk, Read and Sing Together Every Day! Tips for Families,*” U.S. Department of Education’s Early Learning Office website, November 2018, English

The \_\_\_\_\_ is on the \_\_\_\_\_.


La/el \_\_\_\_\_ está sobre la/el \_\_\_\_\_.

The \_\_\_\_\_ is under the \_\_\_\_\_.

La/el \_\_\_\_\_ está bajo la/el \_\_\_\_\_.



**Puedo encontrar figuras de círculo.**



***Dear Parents:***

Talk, read and sing with your child in the language you are most comfortable using.

**SING**

Sing during everyday activities like riding in a car or bus, or during bath time. You can make up a simple song like, "Wash your toes, and wash your chin!"

***Talk, Read, and Sing Together Every Day!***

***Estimados Padres:***

Hablen, lean y canten con su hijo en el idioma con el que se sientan más cómodos.

**CANTE**

Cante durante las actividades cotidianas, al viajar en automóvil o en autobús, o durante el baño. Puede inventar una canción simple como: "¡Lávate los dedos de los pies y lava la barbilla!"



***¡Hablen, lean y canten juntos todos los días!***

The \_\_\_\_\_ is on the \_\_\_\_\_.

\_\_\_\_\_သည် \_\_\_\_\_၏အပေါ်မှာရှိသည်။

The \_\_\_\_\_ is under the \_\_\_\_\_.

\_\_\_\_\_သည် \_\_\_\_\_၏အောက်မှာရှိသည်။



ကျွန်ုပ်သည် စက်ဝိုင်းပုံသဏ္ဍာန်များကို ရှာဖွေနိုင်သည်။


**Dear Parents:**

Talk, read and sing with your child in the language you are most comfortable using.

**SING**

Sing during everyday activities like riding in a car or bus, or during bath time. You can make up a simple song like, “Wash your toes, and wash your chin!”

***Talk, Read, and Sing Together Every Day!***

**ချစ်ခင်ရပါသောမိဘများ**

သင် သက်တောင့်သက်သာအရှိဆုံးဘာသာစကားကို အသုံးပြု၍ သင့်ကလေးနှင့် စကားပြော၊ စာဖတ်ပြီး သီချင်းဆိုပါ။

**သီချင်းဆိုပါ။**

နေ့တိုင်း လှုပ်ရှားမှုများဖြစ်သည့် ကားသို့မဟုတ် ဘတ်စ်ကားစီးခြင်း သို့မဟုတ် ရေချိုးသည့်အချိန် အတောအတွင်း သီချင်းဆိုပါ။  
“သင်၏ခြေမကိုဆေးပြီး သင်၏မေးစေ့ကိုဆေးပါ” စသဖြင့် ရိုးရှင်းသော သီချင်းတစ်ပုဒ်ကို ပြုလုပ်သီဆိုနိုင်သည်။

နေ့တိုင်းအတူတကွ စကားပြော၊ စာဖတ်ပြီး သီချင်းဆိုပါ။





The \_\_\_\_\_ is on the \_\_\_\_\_.

\_\_\_\_\_ နှင့် အိပ်လှ၊ \_\_\_\_\_ အဖီခိန်.

The \_\_\_\_\_ is under the \_\_\_\_\_.

\_\_\_\_\_ နှင့် အိပ်လှ၊ \_\_\_\_\_ အဖီလှ.



ယဃုန့ၢ်တၢ်ကဝီၤကျိၤအက့ၢ်အဂီၢ်သ့ၣ်တဖၣ်သ့လီၤ.


**Dear Parents:**

Talk, read and sing with your child in the language you are most comfortable using.

**SING**

Sing during everyday activities like riding in a car or bus, or during bath time. You can make up a simple song like, “Wash your toes, and wash your chin!”

***Talk, Read, and Sing Together Every Day!***

**မိတ်ပါလာတတ်အောင်အားသွန်စာ**

တဲသကိးတၢ်,ဖးလံာ်ဖးလံာ်ဒီးသးဝံာ်တၢ်ဒီးနဖိလၢကျိာ်လၢနသုအိအါကတၢ်လၢအညိဝဲလၢနဂီၢ်တက့ၢ်.

**သးဝံာ်တၢ်**

သးဝံာ်တၢ်လၢနတၢ်ဟူးတၢ်ဂၤပူၤအဆၢကတီၢ်ကိးနံၤဒီးဒ်သိးတၢ်ဒီးသိလုာ်မ့တမ့ၢ်လၢဘၢးစံပူၤ,မ့တမ့ၢ်ဖဲလၢလုာ်ထံအဆၢကတီၢ်တက့ၢ်. နဖးအိာ်ထီၣ်တၢ်သးဝံာ်ယိယိဖိဒ်သိး, “သ့နခိာ်မုၢ်သ့ၣ်တဖၣ်.ဒီးသ့နခိာ်” သ့ဝဲလီၤ.

တဲသကိးတၢ်,ဖးသကိးလံာ်,ဒီးသးဝံာ်သကိးတၢ်ကိးနံၤဒီးတက့ၢ်.