





Information for Parents - Shapes

Today, we are practicing with





- Circles 
- Squares 
- Rectangles 
- Triangles 

Today, we are

- Learning about this shape.
- On a Treasure Hunt. We can work together to look for things around the room that look like today's shape.
- Playing a game, called, "I Spy."
 - One person looks around the room and picks an object to give clue a about. "I spy something that looks like (today's shape)."
 - The other people guess until someone guesses the right object.
- Connecting the meaning of written words to objects.
 - Draw pictures of things in the room
 - Write the word that names the picture.

တၢ်ဂ့ၢ်တၢ်ကျိၤလၢမိၢ်ပၢ်သ့ၣ်တဖၣ်အဂီၢ် - တၢ်အက့ၢ်အဂီၢ်သ့ၣ်တဖၣ်

တနံၤအံၤ, ပမၤလိသ့ထီၣ်သးလၢ

- တၢ်ကဝီၤကျိၤသ့ၣ်တဖၣ် 
- တၢ်လွံၢ်ကပၤလိာ်တုၤသိးလိာ်သးသ့ၣ်တဖၣ် 
- တၢ်လွံၢ်ကပၤလၢအတုၤသိးလိာ်သးခံပၤ 
- တၢ်အနၢၣ်သၢနၢၣ်သ့ၣ်တဖၣ် 

တနံၤအံၤ, ပ

- မၤလိန့ၢ်ဘၣ်ယးတၢ်အက့ၢ်အဂီၢ်တခါအံၤလီၤ.
- လၢတၢ်ယုန့ၢ်တၢ်ထူးတၢ်တီၤတခါအဂီၢ်. ပမၤသကိးတၢ်ဒ်သိးသိးသ့ၣ်လၢတၢ်ကွၢ်ယုတၢ်ဖိတၢ်လံၤသ့ၣ်တဖၣ်ဝးဝးလၢတီၤဒၢးပူၤလၢအလီၤကၢ်ဒီးတနံၤအံၤအက့ၢ်အဂီၢ်န့ၣ်လီၤ.
- လိာ်ကွဲၤတၢ်လိာ်ကွဲၤ, ကိးဝဲလၢ, "ယကွၢ်ဟ့ၣ်တၢ်."
 - ပုၤတဂၤကွၢ်တၢ်ဝးဝးလၢတီၤဒၢးပူၤဒီးယုထၢန့ၢ်တၢ်ဖိတၢ်လံၤတခါလၢကဟ့ၣ်တၢ်သံကွၢ်ဘၣ်ယး. "ယဟ့ၣ်ကွၢ်တၢ်တမံၤလၢအလီၤကၢ်ဒီး(တနံၤအံၤတၢ်အက့ၢ်အဂီၢ်)."
 - ပုၤအဂၤသ့ၣ်တဖၣ်ဆိကမိၣ်တယးဝဲတုၤလၢပုၤတဂၤကတယးတၢ်ဖိတၢ်လံၤဘၣ်တစုန့ၣ်လီၤ.
- တၢ်ဒုးဝဲဘူးလံာ်မဲာ်ဖျၢၣ်လၢအကွဲၤလီၤသးသ့ၣ်တဖၣ်အခိပညီဆူတၢ်ဖိတၢ်လံၤသ့ၣ်တဖၣ်.
 - တုၤတၢ်ဖိတၢ်လံၤအဂီၢ်သ့ၣ်တဖၣ်လၢအိၣ်လၢဒၢးကိပူၤ
 - ကွဲၤလံာ်မဲာ်ဖျၢၣ်လၢအကိးန့ၢ်တၢ်ဂီၤအမံၤ