






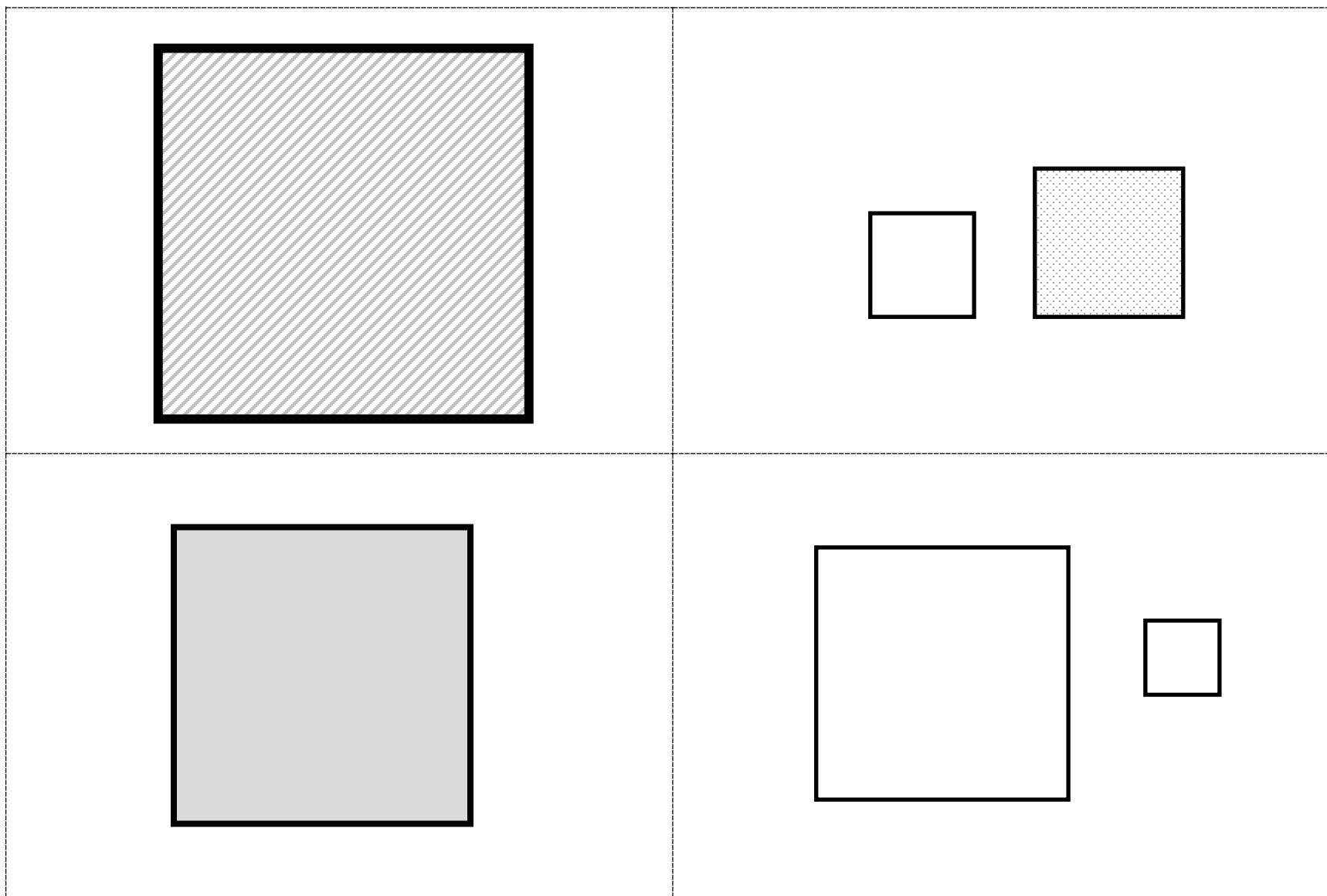
I can find square shapes.







Sort the cards into groups that either have squares or do not have squares.




Cut cards apart to sort into the two groups that either "have squares" or "do not have squares."



Cut cards apart to sort into the two groups that either "have squares" or "do not have squares."



Cut cards apart to sort into the two groups that either “have squares” or “do not have squares.”







Cut cards apart to sort into the two groups that either “have squares” or “do not have squares.”



Information for Parents - Shapes

Today, we are practicing with

- Circles  Squares 
- Rectangles  Triangles 

Today, we are

- Learning about this shape.
- On a Treasure Hunt. We can work together to look for things around the room that look like today's shape.
- Playing a game, called, "I Spy."
 - One person looks around the room and picks an object to give clue a about. "I spy something that looks like (today's shape)."
 - The other people guess until someone guesses the right object.
- Connecting the meaning of written words to objects.
 - Draw pictures of things in the room
 - Write the word that names the picture.

Adapted from “*Talk, Read and Sing Together Every Day! Tips for Families,*” U.S. Department of Education’s Early Learning Office website, November 2018, English

Dear Parents:

The more words and conversations you share with your child, the better prepared they will be to learn.

TALK

Young children learn best during playful, everyday activities. Have your child play a matching game to help put clothes away. Say something like, “This sock is red. Can you find another red sock like this?”

Talk, Read, and Sing Together Every Day!

Dear Parents:

The more words and conversations you share with your child, the better prepared they will be to learn.

TALK

Young children learn best during playful, everyday activities. Have your child play a matching game to help put clothes away. Say something like, “This sock is red. Can you find another red sock like this?”

Talk, Read, and Sing Together Every Day!

Adapted from “*Talk, Read and Sing Together Every Day! Tips for Families,*” U.S. Department of Education’s Early Learning Office website, November 2018, English