





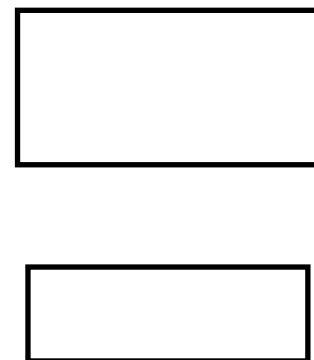

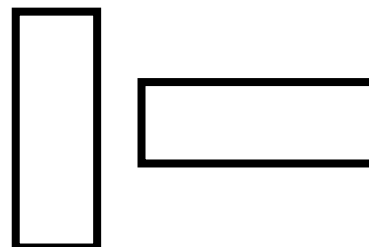
I can find rectangle shapes.







Sort the cards into groups that either have rectangles or don't have rectangles.




Cut cards apart to sort into the two groups that either “have rectangles” or “do not have rectangles.”



Cut cards apart to sort into the two groups that either "have rectangles" or "do not have rectangles."



Cut cards apart to sort into the two groups that either “have rectangles” or “do not have rectangles.”



Cut cards apart to sort into the two groups that either “have rectangles” or “do not have rectangles.”



Cut cards apart to sort into the two groups that either “have rectangles” or “do not have rectangles.”




T

C

D

F





Cut the rectangle box around each monkey.



Graphics from <http://clipart-library.com/>

Information for Parents - Shapes

Today, we are practicing with

- Circles  Squares 
- Rectangles  Triangles 

Today, we are

- Learning about this shape.





- On a Treasure Hunt. We can work together to look for things around the room that look like today's shape.

- Playing a game, called, "I Spy."
 - One person looks around the room and picks an object to give clue a about. "I spy something that looks like (today's shape)."
 - The other people guess until someone guesses the right object.

- Connecting the meaning of written words to objects.
 - Draw pictures of things in the room
 - Write the word that names the picture.

Information for Parents - Shapes

Today, we are practicing with

- Circles  Squares 
- Rectangles  Triangles 

Today, we are














- Learning about this shape.

- On a Treasure Hunt. We can work together to look for things around the room that look like today's shape.

- Playing a game, called, "I Spy."
 - One person looks around the room and picks an object to give clue a about. "I spy something that looks like (today's shape)."
 - The other people guess until someone guesses the right object.

- Connecting the meaning of written words to objects.
 - Draw pictures of things in the room
 - Write the word that names the picture.

Three Little Monkeys Jumping on the Bed - Counting Poem

SAY	ACTIONS
Three little monkeys jumping on the bed.	
One fell off and bumped his head.	
Momma called the doctor and the doctor said,	
No more monkeys jumping on the bed!	
Two little monkeys jumping on the bed.	
One fell off and bumped his head.	
Momma called the doctor and the doctor said,	
No more monkeys jumping on the bed!	
One little monkey jumping on the bed.	
One fell off and bumped his head.	
Momma called the doctor and the doctor said,	
ALL LITTLE MONKEYS MUST GO TO BED!	
And they did.	

The clipart graphics are from <http://clipart-library.com/>

Dear Parents:

“Three Little Monkeys Jumping on the Bed,” is a counting poem that many teachers use with young students in school.

Counting Pattern

This counting poem helps young children learn the pattern for counting backwards to none.

After your children learn the actions, you can change the counting pattern, and start with four monkeys or five monkeys.

Word Pattern

This counting poem changes the number in each verse, and then repeats the rest of the words in each verse. This repeating word pattern helps young children learn the words and helps young children get ready for reading. Young children learn to listen for patterns in stories and make predictions.