







ယတၢ်ဂီၤလၢအအိၣ်
လွံၣ်ကပၤတူၤသးလိာ်သး




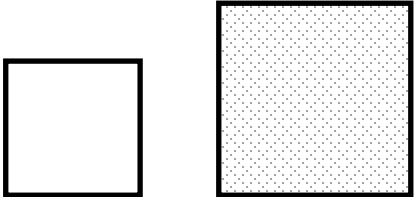

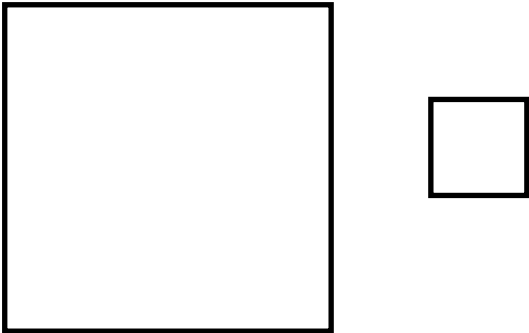
ယဃုထံၣ်န့ၣ်တၢ်အက့ၢ်အဂီၤသ့ၣ်တဖၣ်လၢအိၣ်လွံၣ်ကပၤတူၤသးလိာ်သးသ့လီၤ.







Sort the cards into groups that either have squares or do not have squares.




Cut cards apart to sort into the two groups that either "have squares" or "do not have squares."

Cut cards apart to sort into the two groups that either "have squares" or "do not have squares."



Cut cards apart to sort into the two groups that either “have squares” or “do not have squares.”







Cut cards apart to sort into the two groups that either “have squares” or “do not have squares.”



Information for Parents - Shapes

Today, we are practicing with





- Circles 
- Squares 
- Rectangles 
- Triangles 

Today, we are

- Learning about this shape.
- On a Treasure Hunt. We can work together to look for things around the room that look like today's shape.
- Playing a game, called, "I Spy."
 - One person looks around the room and picks an object to give clue a about. "I spy something that looks like (today's shape)."
 - The other people guess until someone guesses the right object.
- Connecting the meaning of written words to objects.
 - Draw pictures of things in the room
 - Write the word that names the picture.

တၢ်ဂ့ၢ်တၢ်ကျိၤလၢမိၢ်ပၢ်သ့ၣ်တဖၣ်အဂီၢ် - တၢ်အက့ၢ်အဂီၢ်သ့ၣ်တဖၣ်

တနံၤအံၤ, ပမၤလိသ့ထီၣ်သးလၢ

- တၢ်ကဝီၤကျိၤသ့ၣ်တဖၣ် 
- တၢ်လွံၢ်ကပၤလိာ်တုၤသိးလိာ်သးသ့ၣ်တဖၣ် 
- တၢ်လွံၢ်ကပၤလၢအတုၤသိးလိာ်သးခံပၤ 
- တၢ်အနၢၣ်သၢနၢၣ်သ့ၣ်တဖၣ် 

တနံၤအံၤ, ပ

- မၤလိန့ၢ်ဘၣ်ယးတၢ်အက့ၢ်အဂီၢ်တခါအံၤလီၤ.
- လၢတၢ်ယုန့ၢ်တၢ်ထူးတၢ်တီၤတခါအဂီၢ်. ပမၤသကိးတၢ်ဒ်သိးသိးသ့ၣ်လၢတၢ်ကွၢ်ယုတၢ်ဖိတၢ်လံၤသ့ၣ်တဖၣ်ဝးဝးလၢတီၤဒၤပူၤလၢအလီၤကၢ်ဒီးတနံၤအံၤအက့ၢ်အဂီၢ်န့ၣ်လီၤ.
- လိာ်ကွဲၤတၢ်လိာ်ကွဲၤ, ကိးဝဲလၢ, "ယကွၢ်ဟ့ၣ်တၢ်."
 - ပုၤတဂၤကွၢ်တၢ်ဝးဝးလၢတီၤဒၤပူၤဒီးယုထၢန့ၢ်တၢ်ဖိတၢ်လံၤတခါလၢကဟ့ၣ်တၢ်သံကွၢ်ဘၣ်ယး. "ယဟ့ၣ်ကွၢ်တၢ်တမံၤလၢအလီၤကၢ်ဒီး(တနံၤအံၤတၢ်အက့ၢ်အဂီၢ်)."
 - ပုၤအဂၤသ့ၣ်တဖၣ်ဆိကမိၣ်တယးဝဲတုၤလၢပုၤတဂၤကတယးတၢ်ဖိတၢ်လံၤဘၣ်တစုန့ၣ်လီၤ.
- တၢ်ဒုးဝဲဘူးလံာ်မဲာ်ဖျၢၣ်လၢအကွဲၤလီၤသးသ့ၣ်တဖၣ်အခိပညီဆူတၢ်ဖိတၢ်လံၤသ့ၣ်တဖၣ်.
 - တုၤတၢ်ဖိတၢ်လံၤအဂီၢ်သ့ၣ်တဖၣ်လၢအိၣ်လၢဒၤကိပူၤ
 - ကွဲၤလံာ်မဲာ်ဖျၢၣ်လၢအကိးန့ၢ်တၢ်ဂီၤအမံၤ

Dear Parents:

The more words and conversations you share with your child, the better prepared they will be to learn.

TALK

Young children learn best during playful, everyday activities. Have your child play a matching game to help put clothes away. Say something like, “This sock is red. Can you find another red sock like this?”

Talk, Read, and Sing Together Every Day!

မိတ်ဖိလၢတၢ်အဲၣ်အိၣ်သ့ၣ်ဧါ

ဒ်နဟ့ၣ်နိၣ်လိၣ်တၢ်ကတိၣ်ဒီးတၢ်တဲသကိးတၢ်ဒီးနဖိအိၣ်ထီၣ်,ဒ်အဲၣ်သ့ၣ်ဂ့ၣ်ထီၣ်ဝဲလၢတၢ်ကတိၣ်ကတိၣ်သးလၢကမၤလိၣ်န့ၣ်တၢ်န့ၣ်လိၣ်.

တၢ်တဲသကိးတၢ်

နဖိမၤလိၣ်န့ၣ်တၢ်အိၣ်တက့ၢ်ဖဲလၢအဲၣ်အဆၢကတိၣ်,လၢကိးနံၣ်ဒဲးတၢ်ဟူးတၢ်ဂဲၤသ့ၣ်တဖၣ်အပူၤန့ၣ်လိၣ်. ငးဂဲၤနဖိလၢတၢ်ဂဲၤလၢအငးထီၣ်ဘၣ်လိၣ်သးလၢကမၤစၢတၢ်ပၢ်ကျဲၤက့ၢ်တၢ်ကူတၢ်သိးအဂီၢ်န့ၣ်တက့ၢ်. တဲတၢ်တတမံၤမံၤဒ်သိး “ခိၣ်ဖျိၣ်အဲၣ်အံၤမ့ၢ်အလွဲၢ်ဂီၤ. နယုန့ၣ်ခိၣ်ဖျိၣ်အဂီၢ်အဂၤတခိၣ်သိးအံၤသ့ၣ်ဧါ”

တဲသကိးတၢ်,ဖးသကိးလံာ်,ဒီးသးဝံၣ်သကိးတၢ်ကိးနံၣ်ဒဲးတက့ၢ်.