





ယတၢ်ဂီၤလၢအိၣ်လွံၣ်ကပၤဒီး
တုၤသိးလိာ်သးခံကပၤ




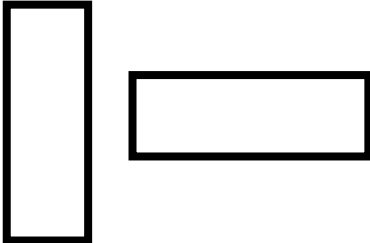

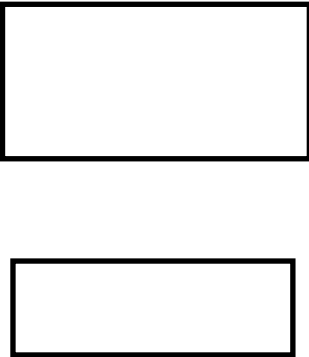
ယဃုထံၣ်န့ၣ်တၢ်အက့ၢ်အဂီၤသ့ၣ်တဖၣ်လၢအိၣ်လွံၣ်ကပၤဒီးတုၤသိးလိာ်သးခံက
ပၤသ့လီၤ.







Sort the cards into groups that either have rectangles or don't have rectangles.




Cut cards apart to sort into the two groups that either “have rectangles” or “do not have rectangles.”

Cut cards apart to sort into the two groups that either "have rectangles" or "do not have rectangles."



Cut cards apart to sort into the two groups that either “have rectangles” or “do not have rectangles.”



Cut cards apart to sort into the two groups that either “have rectangles” or “do not have rectangles.”



Cut cards apart to sort into the two groups that either “have rectangles” or “do not have rectangles.”



T

C

D

F





Cut the rectangle box around each monkey.



Graphics from <http://clipart-library.com/>

Information for Parents - Shapes

Today, we are practicing with





- Circles 
- Squares 
- Rectangles 
- Triangles 

Today, we are

- Learning about this shape.
- On a Treasure Hunt. We can work together to look for things around the room that look like today's shape.
- Playing a game, called, "I Spy."
 - One person looks around the room and picks an object to give clue a about. "I spy something that looks like (today's shape)."
 - The other people guess until someone guesses the right object.
- Connecting the meaning of written words to objects.
 - Draw pictures of things in the room
 - Write the word that names the picture.

တၢ်ဂ့ၢ်တၢ်ကျိၤလၢမိၢ်ပၢ်သ့ၣ်တဖၣ်အဂီၢ် - တၢ်အက့ၢ်အဂီၢ်သ့ၣ်တဖၣ်

တနံၤအံၤ, ပမၤလိသ့ထီၣ်သးလၢ

- တၢ်ကဝီၤကျိၤသ့ၣ်တဖၣ် 
- တၢ်လွံၢ်ကပၤလိၢ်တုၤသိးလိၢ်သးသ့ၣ်တဖၣ် 
- တၢ်လွံၢ်ကပၤလၢအတုၤသိးလိၢ်သးခံပၤ 
- တၢ်အနၢၣ်သၢနၢၣ်သ့ၣ်တဖၣ် 

တနံၤအံၤ, ပ

- မၤလိန့ၢ်ဘၣ်ယးတၢ်အက့ၢ်အဂီၢ်တခါအံၤလီၤ.
- လၢတၢ်ယုန့ၢ်တၢ်ထူးတၢ်တီၤတခါအဂီၢ်. ပမၤသကိးတၢ်ဒ်သိးသိးသ့ၣ်လၢတၢ်ကွၢ်ယုတၢ်ဖိတၢ်လံၤသ့ၣ်တဖၣ်ဝးဝးလၢတီၤဒၢးပူၤလၢအလီၤကၢ်ဒီးတနံၤအံၤအက့ၢ်အဂီၢ်န့ၣ်လီၤ.
- လိၢ်ကွဲၤတၢ်လိၢ်ကွဲၤ, ကိးဝဲလၢ, "ယကွၢ်ဟ့ၣ်တၢ်."
 - ပုၤတဂၤကွၢ်တၢ်ဝးဝးလၢတီၤဒၢးပူၤဒီးယုထၢန့ၢ်တၢ်ဖိတၢ်လံၤတခါလၢကဟ့ၣ်တၢ်သံကွၢ်ဘၣ်ယး. "ယဟ့ၣ်ကွၢ်တၢ်တမံၤလၢအလီၤကၢ်ဒီး(တနံၤအံၤတၢ်အက့ၢ်အဂီၢ်)."
 - ပုၤအဂၤသ့ၣ်တဖၣ်ဆိကမိၣ်တယးဝဲတုၤလၢပုၤတဂၤကတယးတၢ်ဖိတၢ်လံၤဘၣ်တစုန့ၣ်လီၤ.
- တၢ်ဒုးဝဲဘူးလံၢ်မဲၣ်ဖျၢၣ်လၢအကွဲၤလီၤသးသ့ၣ်တဖၣ်အခိပညီဆူတၢ်ဖိတၢ်လံၤသ့ၣ်တဖၣ်.
 - တုၤတၢ်ဖိတၢ်လံၤအဂီၢ်သ့ၣ်တဖၣ်လၢအိၣ်လၢဒၢးကိပူၤ
 - ကွဲၤလံၢ်မဲၣ်ဖျၢၣ်လၢအကိးန့ၢ်တၢ်ဂီၤအမံၤ

တၢအူးဆံးဖိသၢဒုစံၣ်ဖဲလီၢ်မံဖီခိၣ် - တၢဂံၢ်တၢဒွးအထါ

စံး	တၢဟူးတၢဂဲၤတဖၣ်
တၢအူးဆံးဖိသၢဒုစံၣ်ဖဲလီၢ်မံဖီခိၣ်	
တဒုလီၤတဲာ်ဒီးအခိၣ်ညးထီၣ်သး	
မိမိကိးကသံၣ်သရၣ်ဒီးကသံၣ်သရၣ်စံး	
တၢအူးတအိၣ်နီၤတဒုလၢအစံၣ်ဖဲလီၢ်မံဖီခိၣ်	
တၢအူးဆံးဖိခံဒုစံၣ်ဖဲလီၢ်မံဖီခိၣ်	
တဒုလီၤတဲာ်ဒီးအခိၣ်ညးထီၣ်သး	
မိမိကိးကသံၣ်သရၣ်ဒီးကသံၣ်သရၣ်စံး	
တၢအူးတအိၣ်နီၤတဒုလၢအစံၣ်ဖဲလီၢ်မံဖီခိၣ်	
တၢအူးဆံးဖိတဒုစံၣ်ဖဲလီၢ်မံဖီခိၣ်	
တဒုလီၤတဲာ်ဒီးအခိၣ်ညးထီၣ်သး	
မိမိကိးကသံၣ်သရၣ်ဒီးကသံၣ်သရၣ်စံး	
တၢအူးဖိခဲလၢကဘၣ်မံဝဲလီၤ.	
ဒီးအဝဲသ့ၣ်မံလီၤ.	

The clipart graphics are from <http://clipart-library.com/>

မိတ်တဖန်၊

"တအုးဆံးဖိသဒုစံနဲဖဲလိမံဖိခိန်"

မုတ်တံတံဒွေးအထိလၢသရၢအါဂၢတဖန်သုဝဲဒီးကိုဖိသးစၢ်တဖန်လၢကို ပူလီ.

တံတံဒွေးအဒိ

တံတံဒွေးအထိအံမၤစၢဖိသုဆံးတဖန်လၢကမၤလိတံအဒိလၢတံဒွေးဆူအလိခံ တုနီတဖျၢနီလီ.

နုဖိမၤလိတံတံဒွေးတံဂဲၤဝဲအလိခံ, နလဲလိတံတံဒွေးအဒိ, ဒီးစးထီၣ်လၢတအုးလွံဒု မ့တမ့ၢ် ယဲဒုသုဝဲလီ.

လံာ်မံာ်ဖျၢနီအဒိ

တံတံဒွေးအထိအံလဲလိနီၣ်ဂံၢ်ဖဲကိးဆၢဒဲး, ဒီးစံးကဒီးလံာ်မံာ်ဖျၢနီအဂၢတဖန်ဖဲကိး ဆၢဒဲးလီ. တံစံးကဒီးလံာ်မံာ်ဖျၢနီအဒိတဘျီအံမၤစၢဖိသုဆံး တဖန်ကမၤ လိလံာ်မံာ်ဖျၢနီတဖန်ဒီးမၤစၢဖိသုဆံးတဖန်ကအိၣ်ဒီးတံကတဲာ်ကတီၤလၢတံဖး လံာ်အဂီၢ်လီ. ဖိသုဆံးတဖန်မၤလိဒီးဒိကနုတ်တံအဒိတဖန်လၢတံတဲတဖန်အပူၣ်ဒီး တယာ်ဆိဟ်စၢတံတဖန်လီ.